




# Heart Elephants

## What you need:

- Paper
- Pencils/Textas
- Scissors
- Popsicle sticks
- Glue
- Googly eyes

## What to do:

- Print and cut out the items on the next page or draw your own.
- Draw 2 large hearts on a piece of paper, colour and cut them out.
- Draw 2 smaller hearts, colour and cut them out.
- Draw a circle (big enough to be the elephants face), colour and cut it out.
- Cut a strip of paper, fold it back and forth to create the elephants trunk.
- Glue the smaller hearts inside the larger hearts.
- Arrange the large hearts on your table so the the points are touching each other with the smaller heart side facing up.
- Glue your circle on top of the large hearts over the top of the points.
- Glue googly eyes onto the circle.
- Glue your trunk down.
- Glue a popsicle stick to the back of your elephant.



Show us a photo on the [Kids Club Online Gallery!](#)

