


Bee Craft

What you need:


- Paper
- Pencils/textas
- Scissors
- Glue

What to do:


1. Print the shapes on the next page. If you do not have a printer, then you can draw them on paper.
2. Colour in the shapes, cut them out and glue them together on another piece of paper to make a bee!
3. Can you create some other bugs and insects using different shapes?
4. Don't forget to share your creation with the [**Kids Gallery**](#).




Head



Eyes



Body



Wings

