


# LEGO PHOTO FRAME CRAFT

Display pictures of your pets, friends or family. Lego makes a great photo frame. Use our templates or build your own out of Lego.

Cut out the frame and stick it to cardboard for stability.



For your pets



For your friends.



For the whole family.

# INSTRUCTIONS


Print out this page or draw your own Lego frame image.

Cut around the image.

Glue or sticky tape the image onto cardboard to make it more solid.

Find a photo and stick it in the empty space in the Lego frame.

Put the frame and photo on display .





# INSTRUCTIONS


Print out this page or draw your own Lego frame image.

Cut around the image.

Glue or sticky tape the image onto cardboard to make it more solid.

Find a photo and stick it in the empty space in the Lego frame.

Put the frame and photo on display .



# INSTRUCTIONS

Print out this page or draw your own Lego frame image.

Cut around the image.

Glue or sticky tape the image onto cardboard to make it more solid.

Find a photo and stick it in the empty space in the Lego frame.

Put the frame and photo on display .

