


FLYING MOVIE HERO





What you need:



- Cardboard
- String (about 1.3m)
- 2 beads
- 2 pieces of drinking straw
- Square of thick cardboard
- Scissors
- Tape

What to do:

- Draw a picture of your favourite flying movie hero or find some ideas on the next page. Make sure it's wide enough to fit the cardboard square.
- Tape the cardboard square and straws on the back of your drawing.
- Thread the string through the straws and tie beads at the end.
- Find a place to hang your creation, pull the strings outwards and watch your hero zoom up, up, up!



Show us a photo on the [Kids Creations Gallery!](#)



