




SPIRAL SPACE PAINTING

What you need:

- Paint
- Paintbrush
- Paper or thick card
- Textas

What to do:

- Draw a drip shape over half your page.
- On the bottom half, start drawing a spiral shape, each line of the spiral being a different colour.
- Once all the lower half of the page is full of a colourful spiral, draw some planets in the white space above.
- Outline your drip and planets in black.
- Paint the white space around the planets black.
- Once the paint is dry, paint or draw on some stars.



Show us a photo on the [Kids Club Online Gallery!](#)