

PIRATE HAT




What you need:

- Pencils or textas
- Glue
- Scissors
- Printer

What to do:

- Print these sheets
- Colour in the headbands.
- Cut out headband and pirate
- Cut out the extra headband pieces and glue them together.
- Measure your head and cut the pieces to the size of your head.





Show us what you have made on the [Kids Club Online Gallery](#).