





# Night Sky Painting

## What you need:

- Paper or canvas
- Paint
- Paint brushes

## What to do:

1. When painting, it is a good idea to cover your work area with newspaper because paint gets messy!
2. Place dots of paint in rows along the paper. I started with dark blue along the top row, dark and light blue on the next row, light blue, then pink then light blue and white.
3. Starting from the top of the page, paint using long brush strokes, making your way down the page, blending all the colours together. Leave the painting to dry.
4. Mix some white paint with a little water and flick the brush across the page to make the stars. Paint a moon.
5. Using black paint, paint some trees.



Show us a photo on the [Kids Club Online Gallery!](#)