



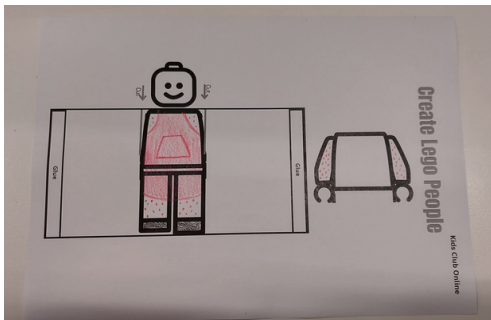
Create Lego People

What you need:

- Pencils / Textas
- Scissors
- Glue

What to do:

- Print the following page.
- Colour in the LEGO person.
- Draw the same design on the jumper.
- Cut out both designs.
- Cut along the grey lines.
- Glue the 2 edges that say "glue" together.
- Place the stand-alone jumper into the 2 lines you cut, making sure that only the arms are showing.
- Create as many different LEGO people as you like.



Show us a photo on the [Kids Club Online Gallery!](#)

Create Lego People

