





# Snowflakes

### What you need:

- Paper
- Scissors

### What to do:

- Fold your piece of paper in half, then half again. Keep folding in half until it's your desired size.
- Cut a pattern along unfolded edge.
- Start cutting shapes out of the folded edges.
- Once you have finished cutting out shapes, unfold your snowflake.
- Try creating them in different colours, or different designs.



Take a photo for the [Kids Gallery!](#)