


Impossible Triangle Optical Illusion

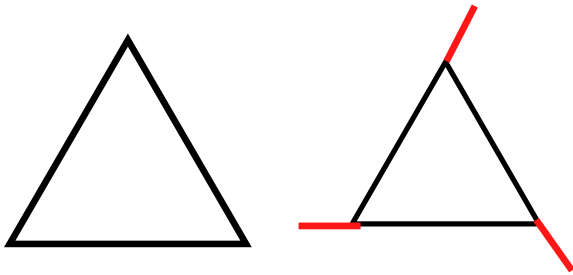


What you need:

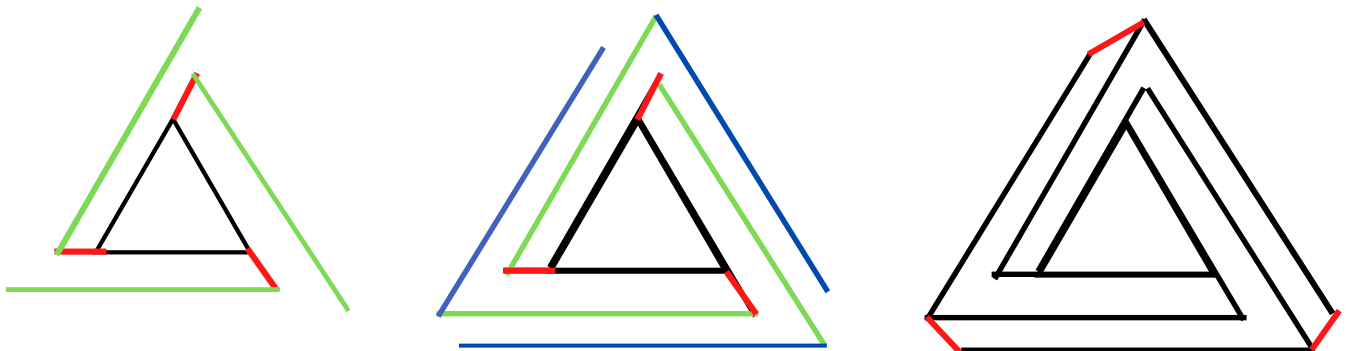
- Paper
- Pencils/Textas
- Ruler
- Rubber

What to do:

1. Using grey lead pencil, draw an equilateral triangle. That is a triangle where all three sides are the same length. At each point of the triangle draw a line 1cm long.



2. Now draw a line parallel from the triangle, starting from the lines you drew in step 1. See the green lines in the image below to help you. See how the green lines are longer than the black line.



3. Now draw the blue lines like the image above.

Take a photo and upload to the [Gallery!](#)