



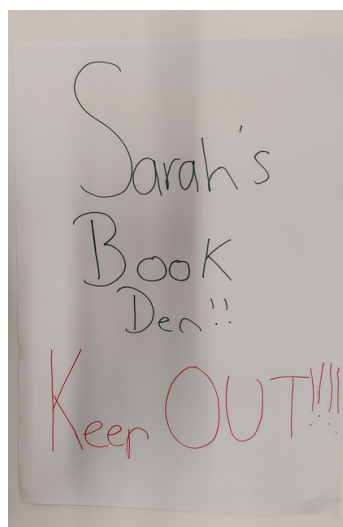
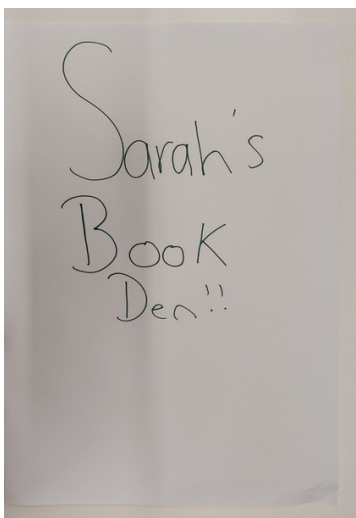
FORT NAME SIGN

What you need:

- Paper
- Pencils/ Texta
- Tape or Blu Tack

What to do:

- Think of a name for your hideout/fort/tree house.
- Here is some ideas:
 - Fort Rex
 - Lazy Dog Lookout
 - Freedom Castle
 - Your Name - Clubhouse
 - The book Den
- On a piece of paper, write in big letters the name of your hideout/fort/tree house and then Keep out!
- Decorate your sign with pictures that relate to your name, for example for the Book Den you could draw books, or your favourite characters from your favourite books.
- Be creative with your design.
- If you have a hideout, stick your sign out the front of it. If you don't, stick it to your bedroom door.



Show us a photo on the [Kids Club Online Gallery!](#)