


# Car Memory Game

What you need:


- Pencils
- Paper
- Scissors
- Printer

What to do:

- Print the following sheets.
- In the black boxes, draw your own cars.
- Cut out the boxes.
- Jumble up your cards, lay them out on a flat surface upside down, choosing 1 card at a time, try to find the pairs. If you do not find a pair, put the cards back down. If you have a pair, you keep those 2 cards.
- If you have multiple players, take it in turns to try and find a match. Remember each person only gets to pick up 2 cards each turn.
- At the end of the game, who ever has the most pairs wins.



**FIRE TRUCK**




**CAR**



**TAXI**




**FIRE TRUCK**




**CAR**



**TAXI**



**BUS**



**BUS**



CAR



CAR



