

Monsters of the Deep Birthday Card




What you need:

- Paper
- Scissors
- Glue
- Pencils/ Textas



What to do:

- Fold a coloured A4 piece of paper in half and leave to the side.
- On another piece of paper draw tentacles, draw a small extra rectangle at the bottom of every tentacle (used to glue down later).
- Cut out your tentacles.
- Draw some waves and cut them out, draw extra rectangles at the bottom of your waves (used to glue down later).
- Stick the tentacles down on your folded piece of paper close to the fold.
- Stick your waves in front of the tentacles.
- On the empty paper in front of the tentacles and waves, write your birthday message.



Show us a photo on the [Kids Club Online Gallery!](#)