


POP ART DESIGN

What you need:

- Paper
- Textas
- Ruler

What to do:




1. Divide your paper into four sections.
2. Choose a simple design to draw in each section.
3. Colour in each section. Pop Art uses bright colours that stand out. So I chose a colour from the colour wheel for the background, then coloured in the sections of the hamburger using opposite colours on the colour wheel.



Take a photo and upload to the [Gallery!](#)

POP ART


Andy Warhol (1928-1987) was an American artist who led the pop art culture of the 50's and 60's. You are going to create some Warhol-inspired Pop Art, with careful consideration of the use of colour and repetition.



POP ART COLOURING



Use different pop art styles to colour the images below.



POP ART COLOURING

Use different pop art styles to colour the images below.

