

FIREWORKS PAINTING




What you need:

- Empty toilet rolls
- Paper
- Paint
- Paint containers
- Scissors



What to do:

- Cut small slits all the way around the toilet roll, starting from the bottom and only cutting halfway up.
- Fold those slits out.
- Pour some paint into containers.
- Dip the flat end of the toilet roll into the paint and then dip it onto paper.
- Try different colours on the same firework splat.
- You can do different size cuts in the toilet rolls to make bigger or smaller fireworks.



Take a photo for the [Kids Gallery!](#)