


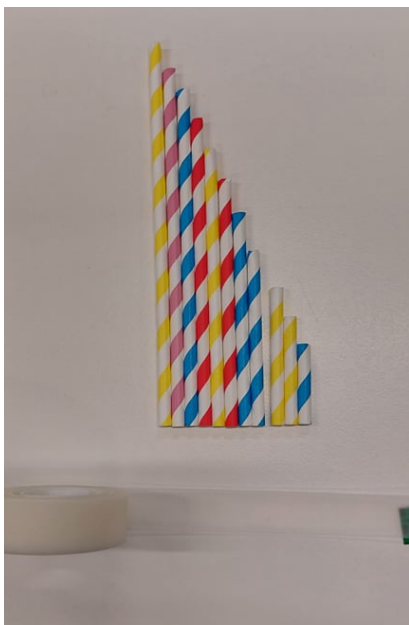

STRAW PAN FLUTE

What you need:

- Straws
- Scissors
- Tape

What to do:

- Arrange your straws in a line, cut each straw starting with the 2nd straw and only cutting off a little bit, next straw cut off a bit more, continue until your last straw is fairly small.
- Arrange them from largest to smallest, using tape, tape them together.
- When you blow in each straw, they should all make a different note.



Take a photo for the [Kids Gallery!](#)