


# SALT Rangoli




## What you need:

- 3 Cups Salt
- Poster Paint
- Zip lock bags
- Paper Plate
- Glue
- Paintbrush
- Textas or pencils
- Spoon



## What to do:

- In a zip lock bag, pour 1/2 cup of salt, squeeze in some poster paint, close the zip lock bag and mix well.
- Repeat with the other left over salt with different colours.
- Leave the bags overnight to dry (this will help the paint not to transfer on to your hands)
- On your paper plate, draw out your Rangoli design, using your paintbrush, textas or pencils. Brush on small amount of glue at a time, then sprinkle your coloured salt over the top, best to do this with a spoon, repeat until all your design is covered in salt.



Take a photo for the [Kids Gallery!](#)