








# Roll a Monster




Roll a dice (if you don't have a dice you can make one using the template on the last page). Use the table below to help you draw your monster.

	1st Roll <b>Body Type</b>	2nd Roll <b>Face</b>	3rd Roll <b>Other Bits</b>	4th Roll <b>Tail</b>
	<b>Square Shaped Body</b>	<b>Fangs</b>	<b>Wings</b>	<b>Short Tail</b>
	<b>Round Shaped Body</b>	<b>2 Heads</b>	<b>2 Horns</b>	<b>Long Tail</b>
	<b>Triangle Shaped Body</b>	<b>Big Eyes</b>	<b>3 Spikes</b>	<b>3 Tails</b>
	<b>Spiky Body</b>	<b>4 Eyes</b>	<b>Short Hair</b>	<b>No Tail</b>
	<b>Heart Shaped Body</b>	<b>Pointy Ears</b>	<b>Hairy Body</b>	<b>Spiky Tail</b>
	<b>Fluffy Shaped Body</b>	<b>Beak</b>	<b>Long Hair</b>	<b>Fluffy Tail</b>



For this monster I rolled 4 (spiky body), 5 (pointy ears), 5 (hairy body) and 4 (no tail) . Then I added in the face.



I rolled a 1 (square body, 4 (4 eyes), 4 (short hair) and 2 (long tail). Then I added in the nose and mouth. What do your monsters look like? Show us on the [Kids Club Online Gallery!](#)

If you want to make your own dice, try drawing it out on paper with a ruler. Make sure each square is the same size. For example 5cmx5cm.

