



14 Day Recycled Junk Craft Challenge

I want to build something but I don't have any Lego. What can I do?

Easy, we don't need Lego or Meccano or any other product to build things. We can use recycled junk items from around the house.

What do you mean?

We can use items from the recycling or we can use everyday items from around the house or we can use existing craft items.

So what can you gather from around the house? Here are some ideas:

Cardboard tubes from foil or lunch wrap, newspaper, empty boxes of any size, paper plates, sticky tape, buttons, matchsticks, elastic bands, old CDs, pegs, fabric scraps, paper bags, egg cartons, foil, ribbons, chopsticks, wool, string, toothpicks, glue, plastic/paper cups, empty juice bottles/milk containers/yoghurt containers (make sure they are clean first!), bbq napkins/handtowels and anything else you can think of. Just ask a grown up first to make sure that you can use the items that you find.



Do you have any craft supplies? You may have coloured paper, pipe cleaners, glitter, paint, texas, foam pieces, stickers, beads, double sided tape, or even paper clips.


Gather everything together and put it in a big box. This is now your recycled junk box. Let's get ready to make, create and recycle.



14 Day Recycled Junk Craft Challenge

Each day after you have made something, take a photo, then you can dismantle it, put the items back in your junk box and use them again tomorrow.

Day 1: Create a rocket ship or a robot. Are you going to the moon? To Mars? Travelling through time? What does your robot do? Will it have moving parts?



Day 2: Create an insect. How do you make wings, antenna, legs and eyes out of junk?



Day 3: Create a futuristic house. What does the future look like? Will we be living underground? On boats? Or in the air?



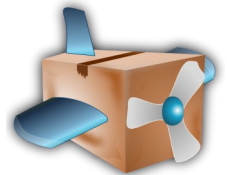
Day 4: Create an animal. Will you use fabric and wool? Will you use cardboard? How big can you make your animal?



Day 5: Build the tallest tower that you can. How high can you go? What is the tower for? How will you decorate it?



Day 6: Build a vehicle/plane/boat. What can you use for wheels? Can you make them turn around? How will your plane fly? Do you think you can build a boat that floats?



Day 7: Build the longest bridge that you can. How will you stop it sagging in the middle. Can it hold the weight of a toy car?



14 Day Recycled Junk Craft Challenge

Each day after you have made something, take a photo, then you can dismantle it, put the items back in your junk box and use them again tomorrow.

Day 8: Build a dinosaur. Will you use boxes, paper, foam, fabric or paper mache ?



Day 9: Create a castle. Who lives there? A ghost? A Knight? A princess? A dragon? An evil genius planning to take over the world? Decorate your castle to suit your character.




Day 10: Create a garden. Will it be light and full of sunshine and butterflies? Or will it be a dark midnight garden with creeping vines and gnarled trees? Will you use collage, paint or clay?



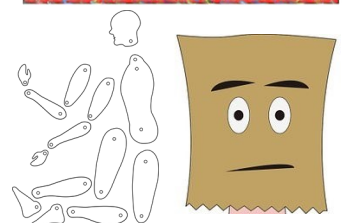
Day 11: Make a mask. You can disguise yourself and look different. Will you be a monster, an animal or someone at a carnival?



Day 12: Make your own picture frame. Will you use sticks, cardboard or wood? Will you decorate it with paper, wool, stickers, paint or feathers?



Day 13: Make a puppet. Will you use cardboard and string to make a marionette, or will you use a sock and make a sock puppet, or use a paper bag as your starting point? How many different characters can you create?



Day 14: Build a Mega City. Use all your recycled junk to build as big a city as you can. Who lives in the city? How will you decorate your city?

