


# 14 Day Art Challenge

Each day you can choose an art task to complete. Use whichever drawing/art medium you prefer. You will need pencils/pens & paper/ various craft supplies, or you might use a digital drawing program. Try different art styles/techniques.

You could also research different art styles online and try a new style each day.

For example:

**Realism:** subjects painted from everyday life in a naturalistic manner.



**Abstract:** art that does not try to look like something that is real but instead use shapes, colours, forms and gestural marks to achieve its effect.



**Cubism:** different views of an object together in the same picture, resulting in paintings that appear fragmented and abstracted.



**Cartooning:** sketch or drawing, usually humorous which symbolizes or satirizes some action/person/thing.



**Collage:** a work of art in which pieces of paper, photographs, fabric and other craft items are arranged and stuck down onto a supporting surface like paper or cardboard.




For other amazing art inspirations, visit <https://www.ngv.vic.gov.au/ngv-learn/>

# 14 Day Art Challenge

Day 1: Draw one of your meals from today/your favourite meal.



Day 2: Draw something yellow.



Day 3: Draw an animal or your pet.



Day 4: Draw something that is up in the air— hot air balloon, plane, bird, dragon?




Day 5: Draw your dream place to live. It could be a house/castle/tiny house/tent/boat.



Day 6: Draw something magical.



Day 7: Draw your dream from last night.



# 14 Day Art Challenge


Day 8: Draw something underground.




Day 9: Draw the view from your window.



Day 10: Draw something with lots of patterns.



Day 11: Draw your own face (you will need a mirror or a photo of yourself as a starting point).



Day 12: Draw something that has been cut in half.



Day 13: Draw a family celebration.



Day 14: Draw an everyday object that is melting.

