

Let's write a secret message using cellophane!



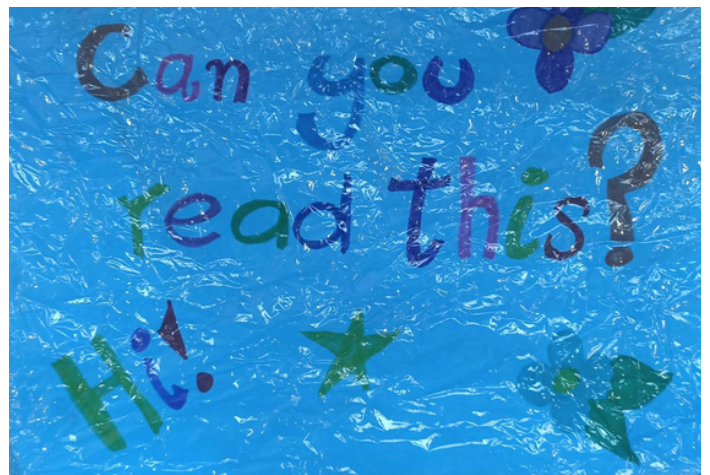
What you need:

- Colouring supplies
- White paper
- Different coloured cellophane

What to do:

1. Write a message on white paper using a lot of different colours. Use as many colours as you can, so you can see which ones turn invisible under different colours of cellophane.
2. Lay a piece of cellophane over the paper. What happens? Can you only see some colours and do other colours disappear or change colour?
3. Try a different colour of cellophane now. Is it any different from the first colour you used? Experiment writing in different colours until you find a colour that you cannot see through the cellophane. Now you can write a message and cover it with cellophane so it's invisible!

Why do you think this happens? We can see colours because of the way the light reflects off the text ink. Some colours cancel out other colours because the light does not reflect through the cellophane. Have a look at my examples below. Which letters are invisible under what colours?



Take a photo for the [Kids Club Online Gallery!](#)