


Paper Straw Rocket



Can a rocket fly powered only by your breath?

It sure can.

Paper drinking straw power helps to make this rocket fly.

How high can your rocket fly? How much breath do you need to launch your rocket into the sky?

Test your rocket and find out.

You might like to share your creation on the [Kids Club Online Gallery](#).



You will need:

One paper rocket—see template in next pages


One thin paper drinking straw

One paper rocket tube—see template in the next pages.

Sticky tape

Scissors

Coloured pencils or textas

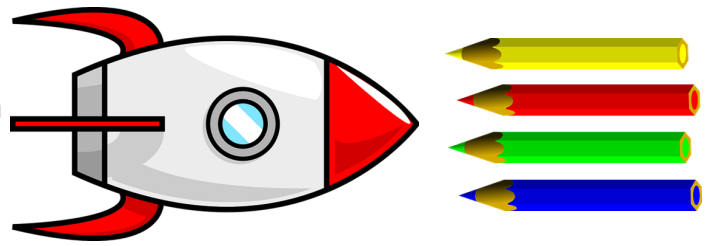


To see the rocket in action, search “How to make straw rockets” on the internet.


Instructions:

Print out rocket template or draw your own design.

Colour in your rocket



Print and colour your paper tube template. Roll into tube and sticky tape. Fold the end of the tube flat. Cover the end with sticky tape. The straw sits inside the paper tube.

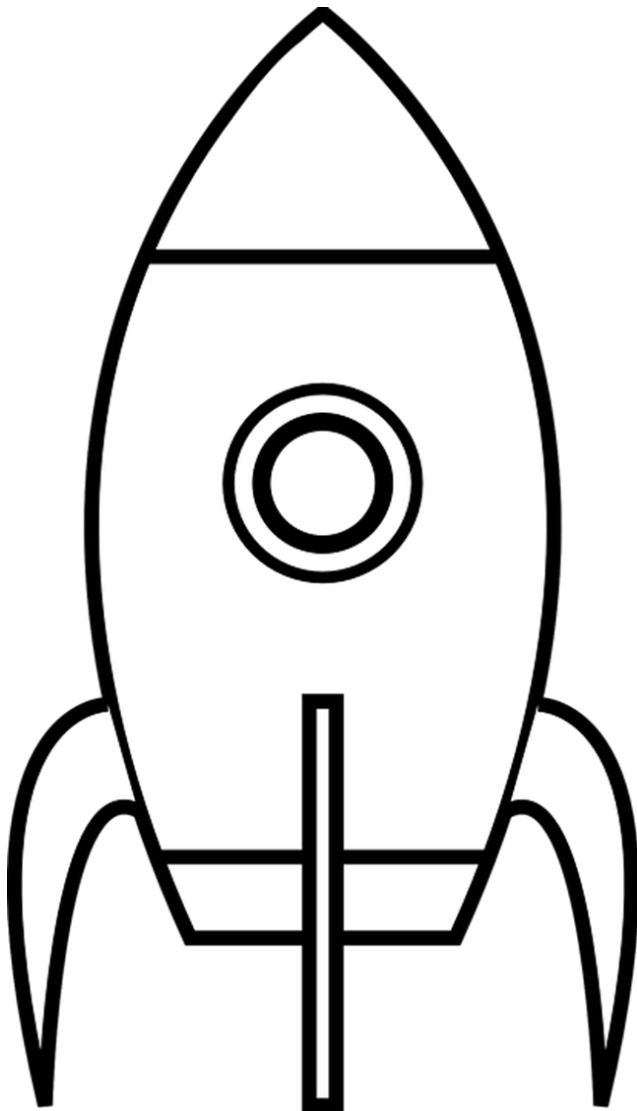
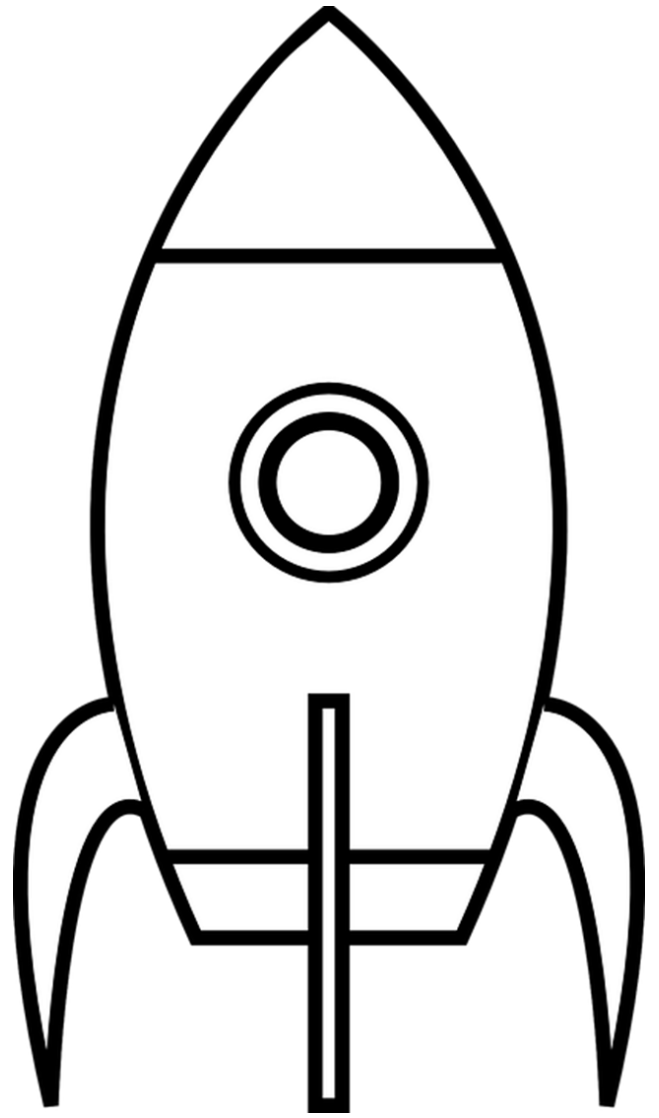


Use sticky tape to attach your paper tube to your paper rocket. When you blow in your thin straw, your breath will move into the paper tube. This will cause the paper rocket to rise and take flight.

How high will your rocket fly?

Print and colour.

Or draw your own design.



Rocket template tube. Print and colour. Or draw your own design.

Cut out rectangle shape and roll into a tube. Secure it with sticky tape.

