

# Decorate your sneakers

My sneakers look a bit ordinary.

Want to make them look special?

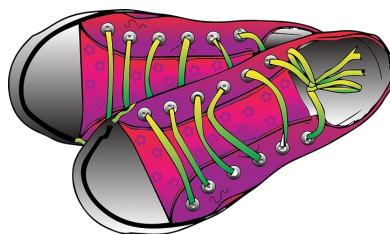
Yeah. How do I do that?

You can decorate your sneakers. Use fabric paint or markers.

Use ribbon, fake flowers or glitter.

Can I change the laces too?

Sure thing. Choose fluoro colours, bright colours or patterned laces.




Start with plain white canvas sneakers. Think about the look you are going for. Will it be colour or black/white? Will it be random or a particular design? Are you using paint/markers or are you just changing the laces? Use the pictures on the following pages for inspiration. For further ideas, research “decorate your sneakers” on the internet.

Tips:

- Fabric paint or fabric textas are best for use on canvas sneakers. Use water proof options to protect your design from the rain.
- When choosing markers, use fine line markers to avoid the marker bleeding on the canvas.
- When gluing ribbon, flowers, other fabric to canvas sneakers, make sure to use a waterproof glue with extra strong sticking power.


You can wear these shoes all the time or keep them for a special occasion.

You might like to share your creations on the [Kids Holiday Activities Gallery](#).





Use colour.



Use black and white.

Use the shoe template to come up with your own design.

