

# Beetle Dice

What has 6 legs and lives in your garden? Lots of beetles!

You can draw your own beetle by playing the Beetle Dice game. This game can be played with two or more players.

## Materials

- 1 x dice
- Paper and Pencils or pens for each player
- 2 or more players

## How to Play







Each player takes it in turns to roll the dice and the first person to finish their beetle wins!


## Rules

All players must first roll a 6 to draw a body to start their beetle.

You must have a body before you can add anything else. Once you have rolled a 6 and drawn your beetle body you can add other parts.

You must also have a head before you can add eyes, and feelers.

- |   |   |
|---|---|
|  | Roll a one to draw an eye (2 eyes)  |
|  | Roll a two to draw a feeler (2 feelers)   |
|  | Roll a three to draw a leg (6 legs)   |
|  | Roll a four to draw a tail (one tail)   |
|  | Roll a five to draw the head (1 head)<br>You must have a body before you can draw the head. |
|  | Roll a six to draw the body (1 body)<br>You must have a body before drawing anything else   |





# Crazy Beetles

Another way to play the same game except you end up with crazy beetles!

Play the same as you would for the original game but instead of sticking to the correct number of beetle parts (1 body, 1 head, 1 tail, 2 eyes and 2 feelers, and 6 legs) keep adding parts as you roll the dice.

Stop rolling once you think your crazy beetle is done or you run out of room on the page!

Your beetle could end up having 6 bodies, 11 heads, 8 legs, 3 tails, 7 eyes and 8 feelers like this one!

