

WRITE A COMIC STRIP!



In this activity you can write your own comic book or comic strip! Choose your favourite movie or TV hero or villain. You can write a comic where you change the ending to the movie or the character goes on an adventure. Use the templates on the pages below. Either print them out or draw them yourself. The last page has speech bubble designs to inspire you. The possibilities are endless! Don't forget to upload your comic to the [Kids Club Online Gallery!](#)

Main Character:




- Write down details about your character. What do they look like, what they are wearing, do they have armor, weapons, powers?

Setting:

- Location: a city, the countryside, in space, another universe or somewhere else?
- Time period. Is it current time, the future or in the past?

Storyline:

- What is the plot of your comic?
- How does the comic begin?
- What challenges does your character face and how will they overcome them?



Empty rectangular box at the top of the page.

Large empty rectangular box on the left side of the page.

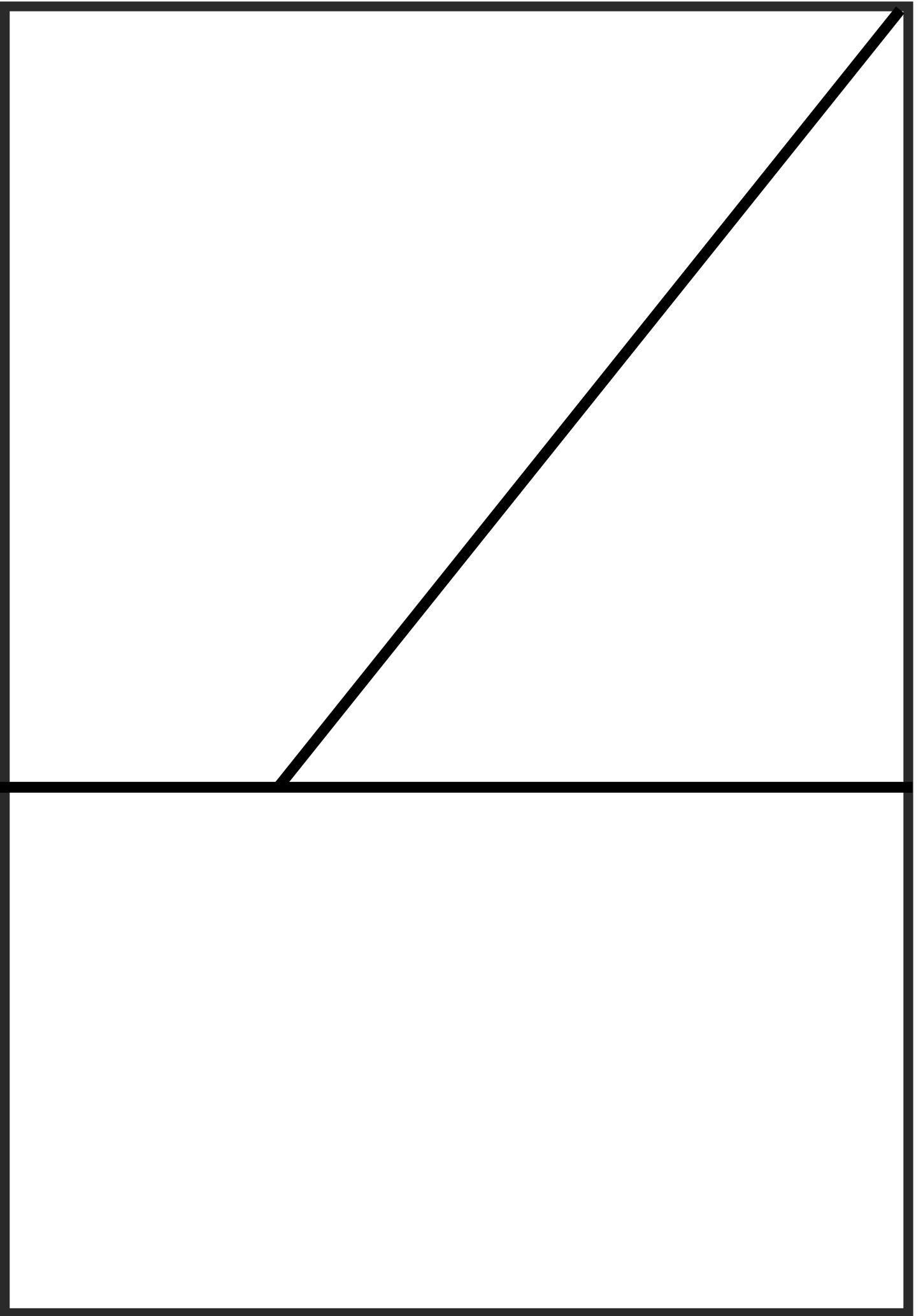
Empty rectangular box on the right side of the page, top row.

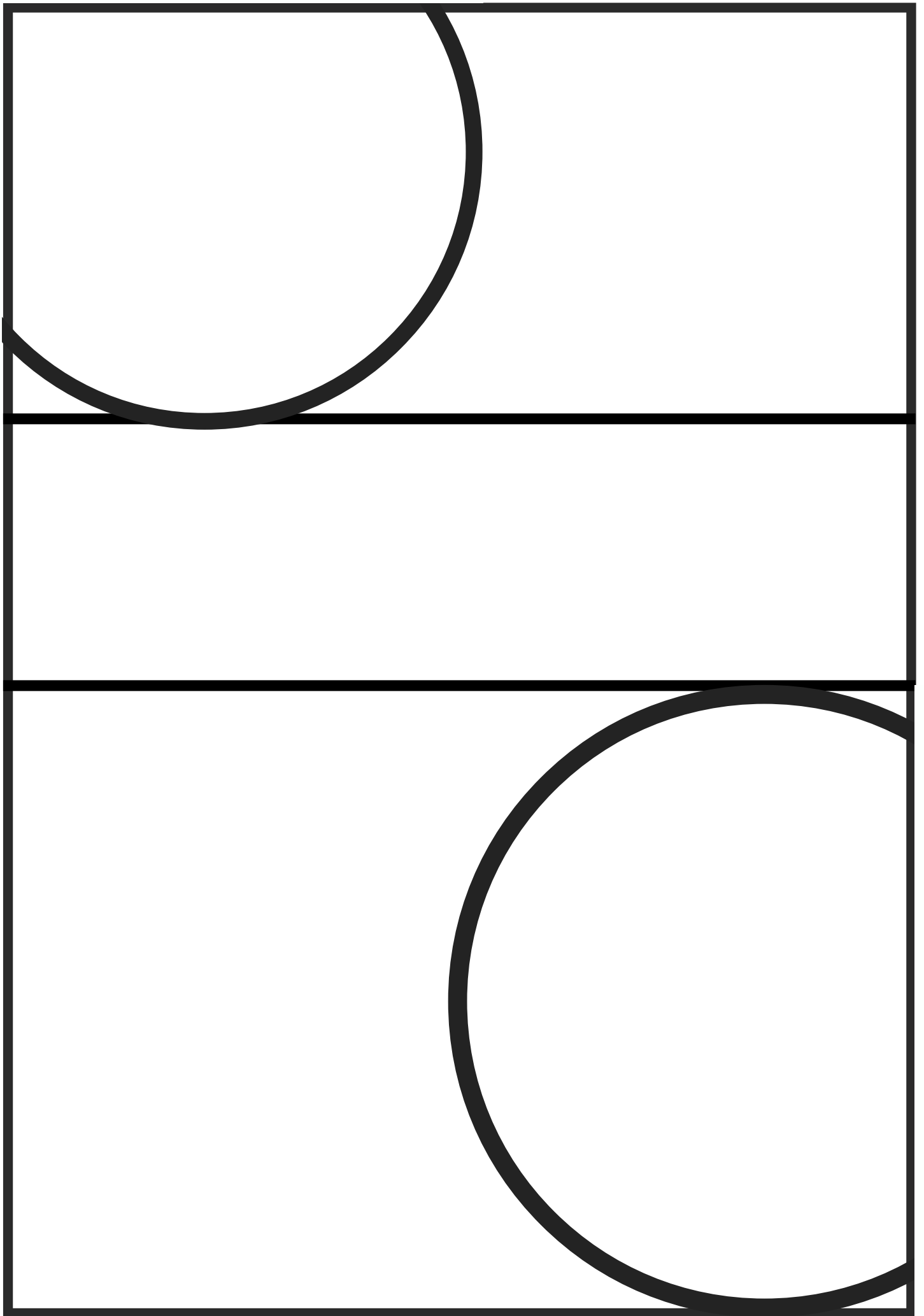
Empty rectangular box on the right side of the page, bottom row.


Empty rectangular box on the left side of the page, second row.


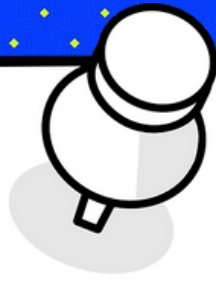
Empty rectangular box on the right side of the page, second row.

Large empty rectangular box at the bottom of the page.











POW!




ZAP! BOOM!

KAPOW!



WOW!



**HA
HA**

Wow!

