

Animal Consequences



Create your own wacky animal with Animal Consequences! This game can be played with two or more people of any age.

Materials


- 1 x A4 piece of paper for each person playing the game.
- Pens or pencils (anything that doesn't show through the page when you fold it over.)

How to Play

1. Each player draws an animal head at the top of their page and then folds the paper over so only a tiny bit of the neck is showing. Pass the folded paper to the person on your left.




2. Everyone draws an animal body, folds the paper so the body is hidden except for a tiny bit at the bottom, and passes the paper on.





Animal Consequences

3. Everyone draws animal legs, folds the paper, and passes it on.



4. Finally, everyone draws animal feet, folds the paper, and passes it on.



5. Each player takes it in turn to open their paper to reveal the wacky animal creations! Can you think of a name for the strange animal in front of you? Can you guess the animal parts that make up your animal?



I am a Lipentidu

I have a lion head,
penguin body, tiger
legs, and duck feet.

I can roar loudly and
swim extremely fast.
My penguin coat
keeps me warm.