

The art of decorating cupcakes

I love eating cupcakes.

They can be plain or they can be decorated with icing sugar, lollies or even cake toppers.

So many exciting ways to be creative with cupcakes.

Want to try making your own sweet treat creations?

First make a batch of cupcakes. Use a family recipe or research “cupcake recipes” online.

Make sure you allow your cakes to cool before decorating.

To start decorating, think about the theme you are going for. Is it colour, flavour or a pop culture theme? It could be for a birthday party, wedding or some other special occasion. You might choose a Star Wars theme, animals theme, or a superhero theme. Or you might choose a colour theme to support your favourite sports team.

To decorate you will need some or all of the following: icing sugar, icing sheets, ganache, food dye, cocoa, water, lollies, figurines or cake toppers. The choice is up to you.

See the following pages for inspiration.

For tips and tricks, research “decorating cupcakes” online and watch some “how to” videos.

You may like to share your creations on the [Kids Holiday Activities Gallery](#).



Get inspired



Cake toppers

So, what is a cake topper?

A cake topper is an added decoration for the top of your cupcake. It could be an edible figurine or sugar shape, or it could be a paper design stuck in the top of the cupcake.

The paper design could be for a birthday party, wedding, Halloween celebration or a written message for any occasion. The topper can be made out of any paper and cut into any shape. They might be printed out with an image or design.

For more ideas, research “cupcake topper printables” online.






Usually the paper cupcake toppers are made with two pieces of paper and a toothpick stuck in between. The two images face outwards so there is a front and back. You might choose to have the same image on the front/back, or a different one on each side. The choice is up to you.

You can make them round, square or even bat shaped.

If you design your own paper cupcake toppers, you might like to share your creations on the [Kids Holiday Activities Gallery](#).



Here are some examples of different cake toppers for cupcakes. You might be after a very specific design or theme for your cupcakes. Try searching “cake topper printables” online.



Design your own cake toppers. Print out this page or create your own circle template. Draw in your own images or insert images digitally before printing.

