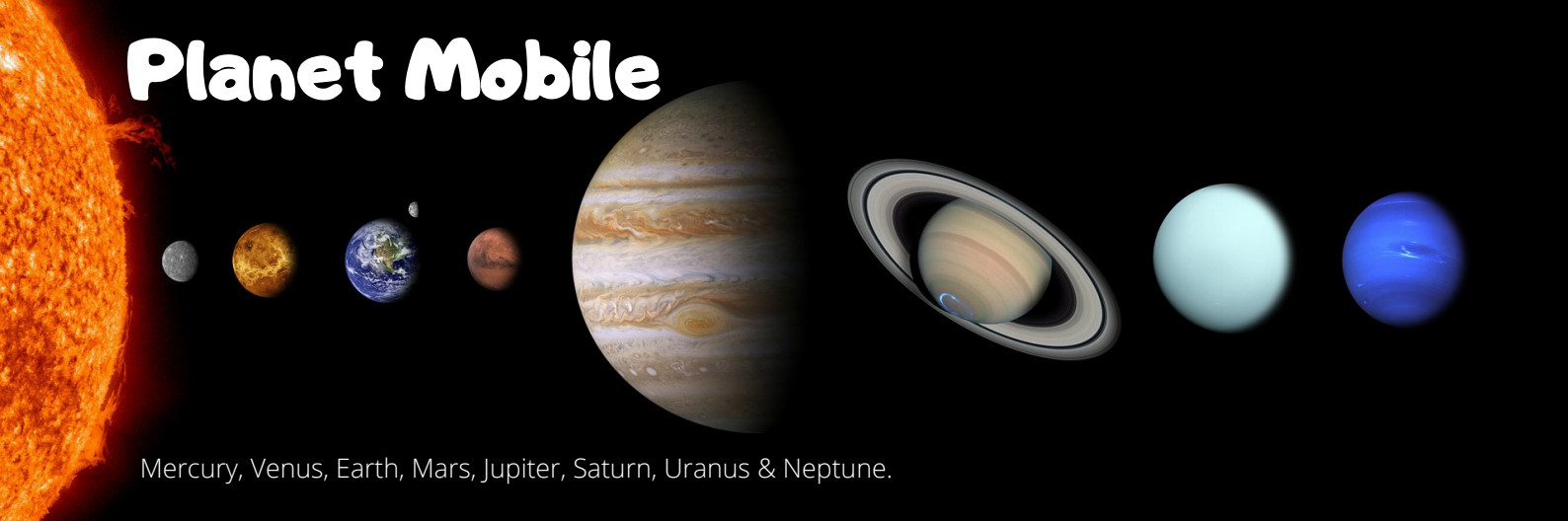


# Planet Mobile




Mercury, Venus, Earth, Mars, Jupiter, Saturn, Uranus & Neptune.

## What you need:

- A few sheets of paper
- Colouring supplies
- String, wool or ribbon
- Scissors
- Sticky Tape

## What to do:


1. Draw the planets on the paper and colour in. Use the images here to help you with the size and colours. Then cut them out.
2. Use string (I used wool) and sticky tape to stick the string onto the back of each planet. Make sure you get the order right!
3. Hang your planet mobile up to admire. Take a photo and submit to the [Kids Club Online Gallery](#) when you are finished!



1. Mercury



2. Venus



3. Earth



4. Mars




5. Jupiter



6. Saturn



7. Uranus



8. Neptune

