




	<p>1</p> <p>What do you call cheese that isn't yours? Nacho cheese!</p>	<p>2</p> <p>Why shouldn't you tell an egg a joke? Because it might crack up!</p>	
<p>8</p> <p>Why did the mushroom have so many friends? Because he was a fungi!</p>	<p>Why were the apple and orange all alone? Because the banana split!</p>	<p>Why did the banana go to the doctor? Because it wasn't peeling well!</p>	<p>3</p> <p>How do you make a walnut laugh? Crack it up!</p>
<p>2</p> 	<p>Why did the tomato blush? Because it saw the salad dressing!</p>	<p>Why did the astronaut blush? Because it saw the salad dressing!</p>	<p>4</p> 
	<p>6</p>	<p>5</p>	

Food Chatterbox

 Print, cut out and fold

See instructions on next page.

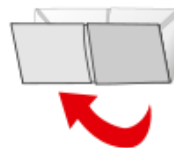
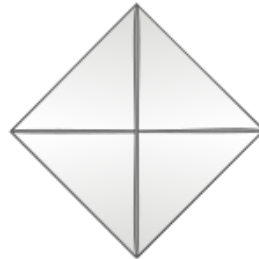



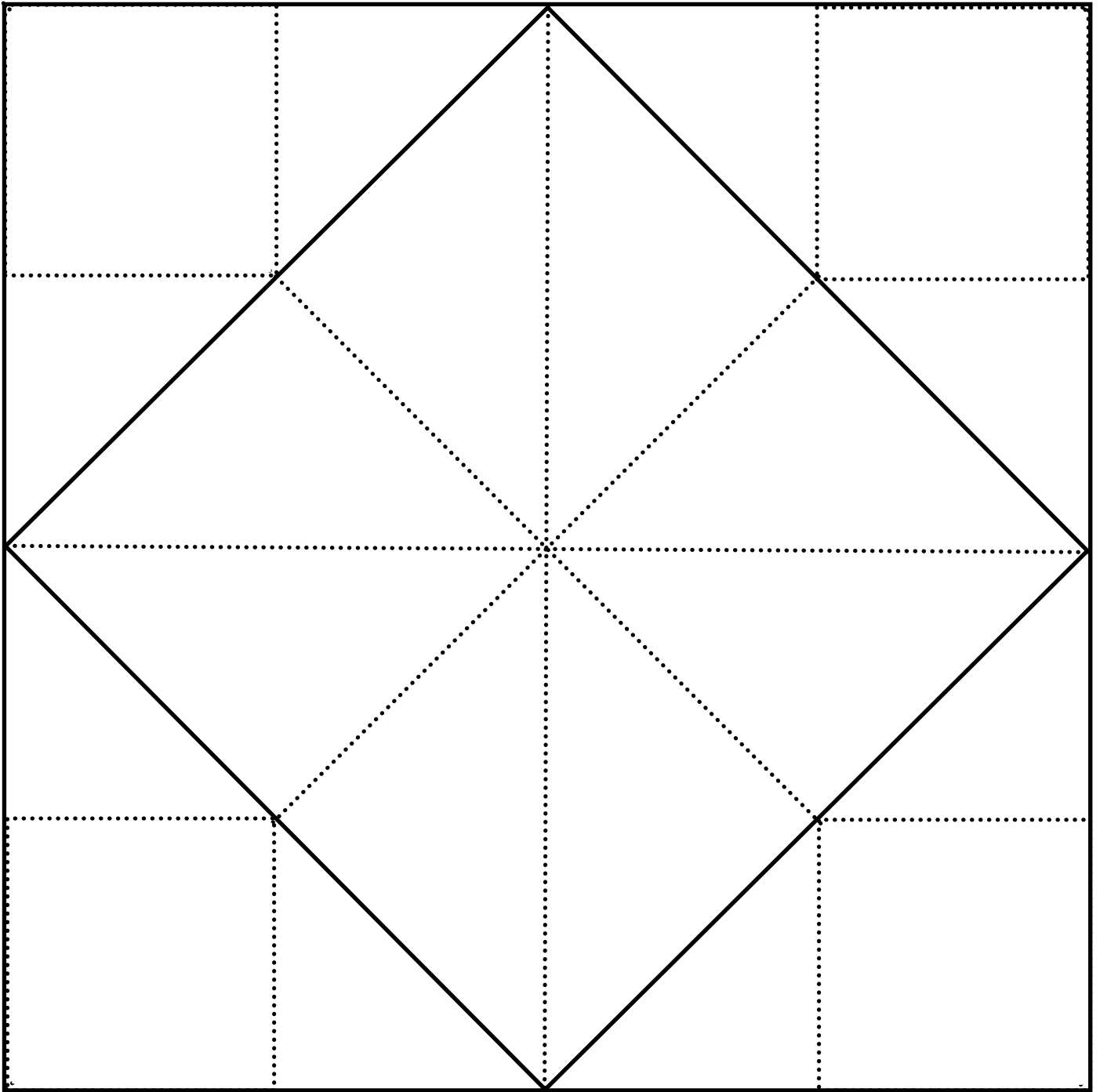
Food Chatterbox Instructions



How to Make:

- Print out one of the templates from the next pages or just use a square of your own paper to fold your chatterbox. Or you can research “Fold chatterbox instructions” online. Chatterboxes are also known as fortune tellers and cootie catchers.
- Follow the folding instructions below:






Create **Y**our **O**wn **D**esign

Print, cut out and fold

Create **Y**our **O**wn **D**esign



Print, cut out and fold