


SILLY JOKE CHATTERBOX

How to play:

Ask a friend to pick one of the words listed on the outside. You then open and close your chatterbox according to the number of letters in that word. Eg funny has 5 letters.

Then your friend can pick a joke from one the four jokes that they can see. Ask if they can guess the answer. Then you can lift the flap to find out if they guessed correctly!




How to Make:

For this task you need to collect some jokes. You will need 8 jokes altogether.



Some will be very funny, some will be amusing and some will be terrible "Dad jokes". Choose the jokes that make you laugh. For example, I really like this joke:

Q. What is brown, hairy and wears sunglasses?

A. A coconut on vacation!



- Print out one of the templates from the next pages or just use a square of your own paper to fold your chatterbox. Follow the folding instructions on the next page.
- Choose four words to be on the outside of your chatterbox. These should be words that relate to jokes and laughing. Eg. Chuckle, funny, laugh, silly, crazy, smile. Write them on the outer layers of the chatterbox in bright colours.
- Write your 8 jokes on the inside of the chatterbox.
- Write the answers to your jokes on the inside flaps.
- Decorate your chatterbox.




The instructions below show you how to fold a chatterbox.

Or you can research “Fold chatterbox instructions” online.

Chatterboxes are also known as fortune tellers and cootie catchers.



Print out one of the templates from the next pages or just use a square of your own paper and get folding.



You might even like to decorate your chatterbox and make a funny animal.

Here's my cross eyed chicken.

