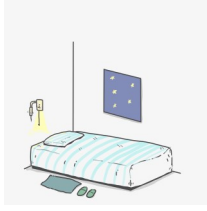


# Harry Potter Decoration Ideas



Are you looking around your room wishing it looked more like a Harry Potter Movie?


Well, here are a few ideas you might like to use to lift your décor and make it a little more Hogwarts!



- Embrace your house colours.  
Use the colours from Gryffindor, Slytherin, Ravenclaw or Hufflepuff House. Think curtains, doona covers, rugs, cushions, figurines, note books, scarves, pens, clothing or art work.

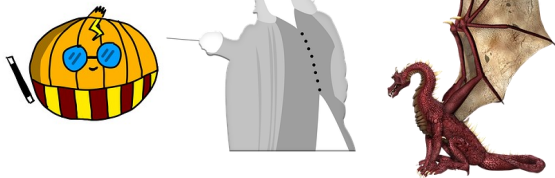


- Create a Harry Potter display with books, figurines and other collectables.  
Print out pictures from the internet, use books, wands, old suitcases, figurines or items that remind you of the books or movies.



- Use Harry Potter inspired artwork.  
You might like to put up posters, cards or stickers created by other people or even create your own art work.

Harry Potter As An Onion



You might even choose an owl or dragon motif.



- Light up your room.  
Choose Harry Potter style lamps, bulbs, lights on a string or fairy lights.  
Put star stickers that glow in the dark on your ceiling or walls.