

YOUTH HEALTH & WELLBEING

Youth is a crucial period for establishing positive health and social behaviours. It is a time when young people are undergoing rapid emotional, physical and intellectual changes, and when they transition from childhood to adolescence to independent adulthood¹. This Profile contains information on population growth, employment and education, crime and safety, and factors influencing health. Youth includes residents aged 12-25 years unless otherwise stated.



From 2016 to 2041 Wyndham's population of **12-25 year olds is forecast to more than double** in size (118%).



There are a **smaller proportion of 17 year olds in Wyndham** still attending high school, compared to 17 year olds across Greater Melbourne and Victoria.



Compared to students across Victoria, there was a **larger proportion** of Wyndham **year 7 and 9** students who were **not** reaching the national benchmarks for literacy and numeracy in 2015.



Year 5-6 students felt more **connected to their school** (77% average) than Year 7-9 students (60%) in Wyndham.



A smaller proportion of 20-25 year olds in Wyndham had a year 12 or equivalent qualification (**72%**) compared to those in **Greater Melbourne (80%)**, and **Victoria (77%)**.



In 2016, almost **12%** of 15-25 year olds from Wyndham were **not studying or employed**.



Young people in **Wyndham (14%)** are less likely to **volunteer** than young people **Victoria wide (19%)**.



The youth crime rate in **Wyndham is the fourth lowest amongst Greater Melbourne growth areas**, at just under 4,000 crimes per 100,000 10-25 year olds.

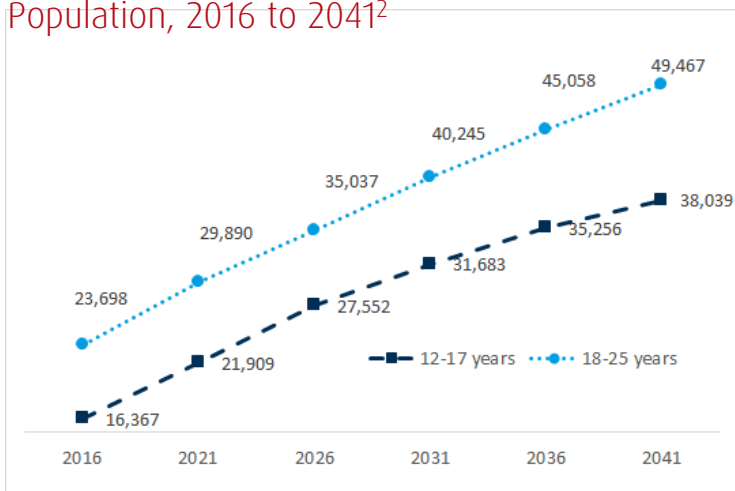


Wyndham has the **second lowest victim of crime rate amongst all growth areas** across Greater Melbourne. In 2016/17, there were 2,585 victims per 100,000 10-25 year olds.

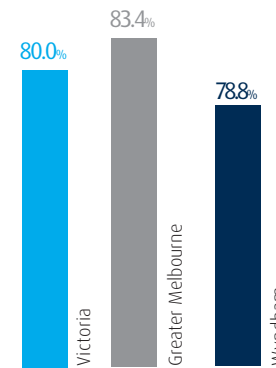
YOUTH HEALTH & WELLBEING



Youth Population, 2016 to 2041²

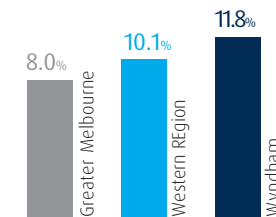


Wyndham is experiencing a sustained period of rapid growth. The population of Wyndham 12-25 year olds is forecast to increase significantly from 2016 to 2041. The greatest period of growth for the 12-17 year group is forecast for the 5 years between 2021 and 2026, where the number of people is expected to increase by around 5,643. Between 2016 and 2021, the number of 18-25 year olds is forecast to increase by over 6,100 individuals. In total, the youth population of Wyndham is forecast to increase by over 47,000 people between 2016 and 2041



Secondary School Retention – 17 year olds, 2016³

In 2016, 78.8% of 17 year old students in Wyndham were attending secondary school. This was slightly lower than the retention rates across Greater Melbourne (83.4%) and Victoria (80.0%).



Disengaged Youth 15-25 years, 2016⁴

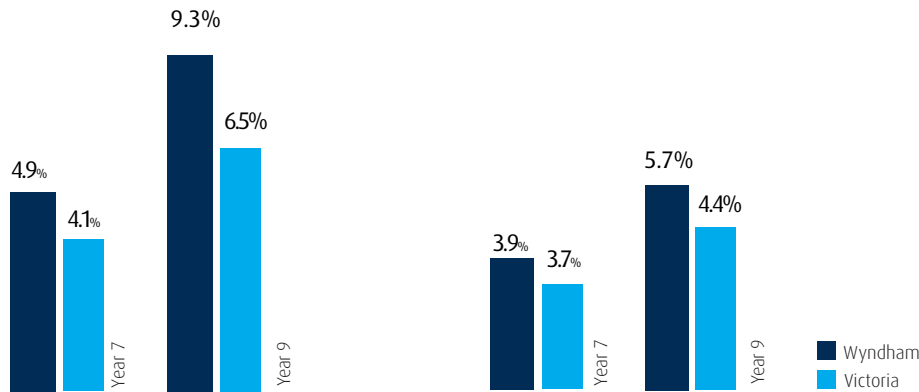
Disengaged youth include young people 15-25 years of age who are not studying or engaged in work. In 2016, 11.8% of 15-25 year olds in Wyndham were disengaged, compared to 8.0% across Greater Melbourne and 10.1% in the Western Region.

¹ Australian Institute of Health and Welfare. (2011). Young Australians: Their Health and Wellbeing
² ID Forecasting. Wyndham Population Forecast 2016 to 2041.
³ Australian Bureau of Statistics. (2016). Census of Population and Housing
⁴ Australian Bureau of Statistics. (2011). Census of Population and Housing

YOUTH HEALTH & WELLBEING



NAPLAN Results Year 7 and 9 Students, 2015⁵

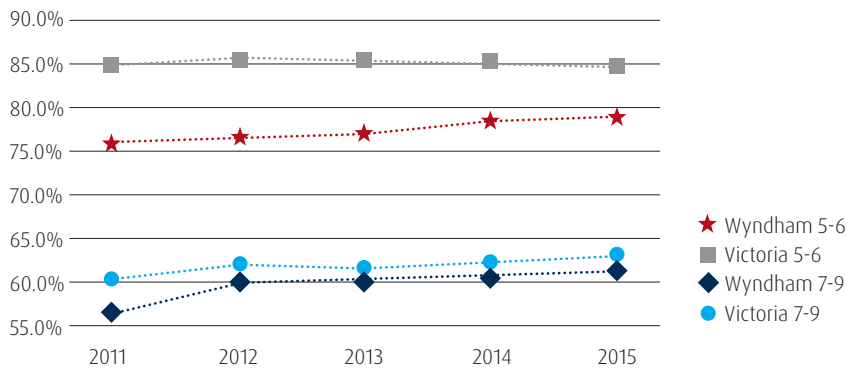


Literacy

Compared to students across Victoria, there was a larger proportion of Wyndham year 7 and 9 students who were not reaching the national benchmarks for literacy and numeracy in 2015. Students in year 7 were more likely to be performing at a similar level to other Victorian students, while larger proportions of Wyndham year 9 students were not reaching national benchmarks. The largest achievement gap concerned year 9 literacy, where 9.3% of Wyndham students did not meet benchmarks, compared to 6.5% of students Victoria wide.

Numeracy

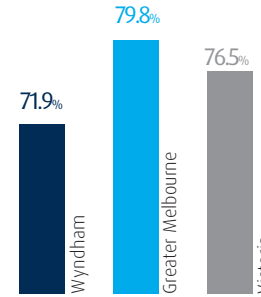
Feeling of Connectedness to School, 2011-2015⁶



Feelings of connectedness to school were determined by surveying students in years 5 to 9. Results illustrate that generally, year 5 and 6 students feel more connected to their schools despite where they are from. Wyndham students in both year 5-6 and 7-9 were less connected than students across Victoria. From 2011 to 2015, feelings of connectedness to school increased for Wyndham Year 7-9 students from 56.4% to 61.3%.

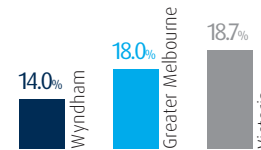
Year 12 or Equivalent Qualification 20-25 years, 2016⁷

There is a smaller proportion of 20 to 25 year olds in Wyndham who have obtained a year 12 or equivalent qualification. In 2016, 72% of Wyndham young adults had completed year 12, compared to 77% Victoria wide, and 80% in Greater Melbourne.



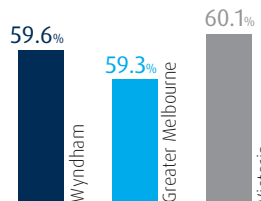
Volunteers, 2016⁸

Young people in Wyndham were less likely to volunteer for an organisation or group, than those from Greater Melbourne, and Victoria wide. In 2016, 14.2% of 15-24 year olds from Wyndham were volunteers, compared to 18.3% in Greater Melbourne, and 19.0% Victoria wide.



Employment*, 15-25 years, 2016⁹

Youth employment rates are similar in Wyndham, Greater Melbourne and Victoria. In 2016, 59.6% of 15 to 25 year olds from Wyndham were employed or looking for work, compared to 59.3% across Greater Melbourne and 60.1% across Victoria.



⁵ Victorian Curriculum and Assessment Authority. (2015). National Assessment Program Literacy and Numeracy (NAPLAN)

⁶ Department of Education and Early Childhood Development. (2011 to 2015). Student Attitudes to School Survey. Retrieved from the Victorian Child Monitoring System

⁷ Australian Bureau of Statistics. (2016). Census of Population and Housing

⁸ Ibid

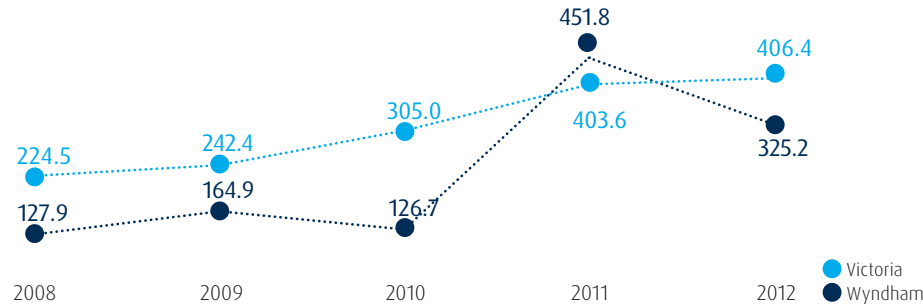
⁹ Australian Bureau of Statistics. (2016). Census of Population and Housing. Analysed by Wyndham Council via ABS Tablebuilder

*Includes those unemployed and actively looking for work

YOUTH HEALTH & WELLBEING

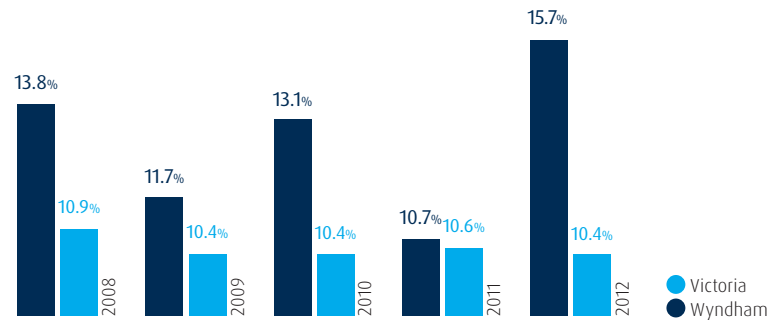


Rate of Sexually Transmitted Infections per 100,000 people Aged 12 to 17 years, 2008 to 2012¹⁰



Sexually Transmitted Infections (STIs) amongst young people aged 12-17 years have dramatically increased between 2011 and 2015 in both Wyndham and Victoria. The rate of STIs amongst Wyndham's youth peaked dramatically between 2010 and 2011 from 127.9 per 100,000 people to 451.8. The rate then fell by more than 100 incidents between 2011 and 2012. The rate of STIs amongst Victorian teenagers grew steadily between 2008 and 2012.

Fertility Rate per 1,000 Women Aged 15 to 19, 2008 to 2012¹¹



From 2008 to 2012, fertility rates of young women in Wyndham was higher than for Victoria. In 2012, the rate for Wyndham peaked at 15.7%, compared to 10.4% for Victoria.

Between 2008 and 2012 there was an average of 13 live births each year per 1,000 Victorian women aged 15 to 19. The fertility rate in Wyndham varied between 11 and 16 births (per 1,000 population) annually.

¹⁰ Department of Health - Notifiable infectious Diseases Surveillance System. (2008 to 2012). Sexually Transmissible Infections. Retrieved from the Victorian Child Monitoring System

¹¹ Department of Health - Victorian Perinatal Data Collection. (2008 to 2012). Teenage Fertility Rate. Retrieved from the Victorian Child Monitoring System

¹² Crime Statistics Agency. (2018). Recorded Offences - Age. Direct request from CSA

¹³ forecast.id (2018). Age structure for custom age groups

¹⁴ Victorian Legal Aid. (2017). Victims of Crime

¹⁵ Crime Statistics Agency. (2018). Victims - Age. Direct request from CSA

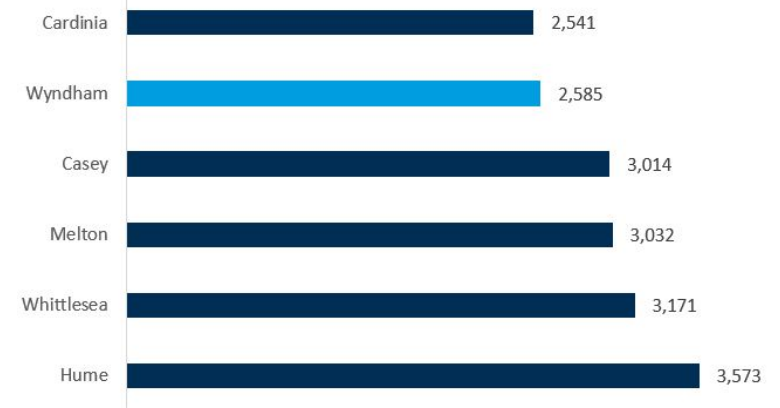
¹⁶ forecast.id (2018). Age structure for custom age groups

Offenders - Young People Aged 16-18 Years per 10,000 Population, Year Ending March 2018^{12,13}



Wyndham has the fourth lowest crime rate across Growth Councils in Greater Melbourne. In 2017, the rate was 3,733 per 10,000 10 to 25 year olds. The highest rate was observed in Hume, where there are over 4,000 incidents per 10,000 young people.

Victims of Crime - Young People Aged 10-25 Years per 100,000 Population, Year Ending March 2018^{14,15,16}



A victim of crime is someone who has suffered physical, psychological or emotional injury, or financial loss because of a crime. It may also include a person who has witnessed a crime or a family member of a person who was injured or killed. The victim of crime rate amongst young people in Wyndham is lower when compared to other growth areas in Greater Melbourne except Cardinia Shire Council. Wyndham recorded 2,585 victims per 100,000 10 to 25 year olds in the year ending March 2018.