

YOUTH HEALTH & WELLBEING

Youth is a crucial period for establishing positive health and social behaviours. It is a time when young people are undergoing rapid emotional, physical and intellectual changes, and when they transition from childhood to adolescence to independent adulthood¹. This Profile contains information on population growth, employment and education, crime and safety, and factors influencing health. Youth includes residents aged 12-24 years unless otherwise stated.



From 2016 to 2036 Wyndham's population of **12-24 year olds is forecast to almost double** in size (94%), adding 34,141 youths.



In 2016, Wyndham recorded some of the **lowest secondary school retention rates** across Victoria.



Compared to students across Victoria, there was a **larger proportion** of Wyndham **year 7 and 9** students who were **not** reaching the national benchmarks for literacy and numeracy in 2015.



Year 5-6 students felt more **connected to their school** (77% average) than Year 7-9 students (60%) in Wyndham.



A smaller proportion of 20-25 year olds in Wyndham had a year 12 or equivalent qualification (**72%**) compared to those in **Greater Melbourne (80%)**, and **Victoria (77%)**.



In 2011, almost **20%** of 15-19 year olds from Wyndham were **not studying, and not employed or looking for work**.



Young people in **Wyndham (12%)** are less likely to **volunteer** than young people **Victoria wide (17%)**.

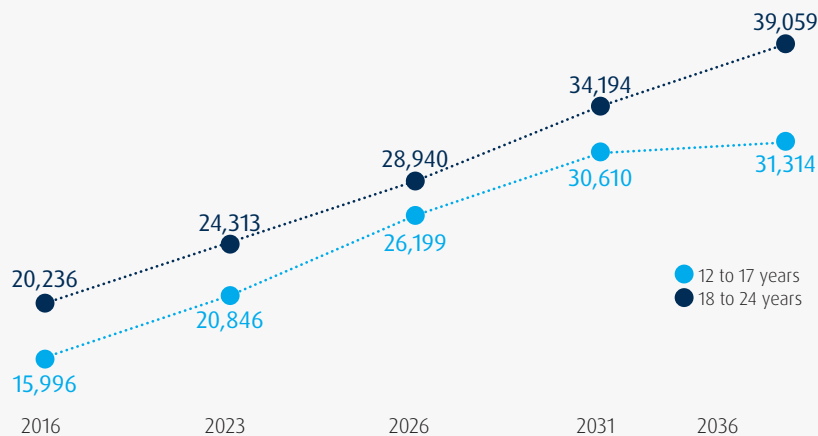


There were fewer young offenders in Wyndham compared to Victoria between 2012 and 2015. In 2014/15 the **rate of young offenders in Wyndham was 15 per 1000 young people**, compared to **23 for Victorian young people**.



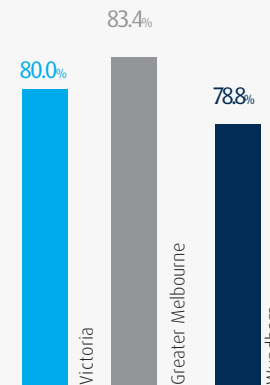
The victim of crime rate for young people in **Wyndham (5.4 per 1,000 young people)** was almost half that observed across **Victoria (9.6)** in 2014/15.

YOUTH HEALTH & WELLBEING



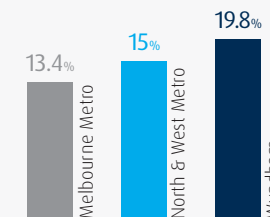
Youth Population, 2011 to 2036²

Wyndham is experiencing a sustained period of rapid growth. The population of Wyndham 12-24 year olds is forecast to increase significantly from 2016 to 2036. In the 5 years between 2011 and 2016, the number of 12-17 year olds increased by 20%, and the number of 18-24 year olds increased by 24%. From 2016 to 2036 Wyndham's population of 12-24 year olds is forecast to almost double in size (94.2%), or 34,141 youth.



Secondary School Retention – 17 year olds, 2016³

In 2016, Wyndham recorded some of the lowest high school retention rates across Victoria. 78.8% of 17 year old students in Wyndham were attending secondary school. This was slightly lower than the retention rates across Greater Melbourne and Victoria.



Disengaged Early School Leavers, years 15-19, 2011⁴

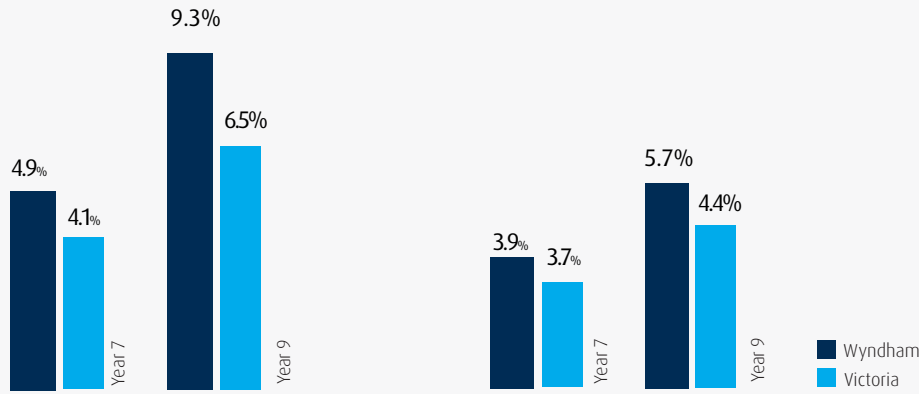
Disengaged youth include young people 15-19 years of age who are not studying, engaged in work or looking for work. In 2011, 19.8% of 15-19 year olds in Wyndham were disengaged, compared to 13.4% in the Melbourne Metro area and 15% of 15-19 year olds in the North and West Metro area.

¹ Australian Institute of Health and Welfare. (2011). Young Australians: Their Health and Wellbeing

² ID Forecasting. Wyndham Population Forecast 2016 to 2036.

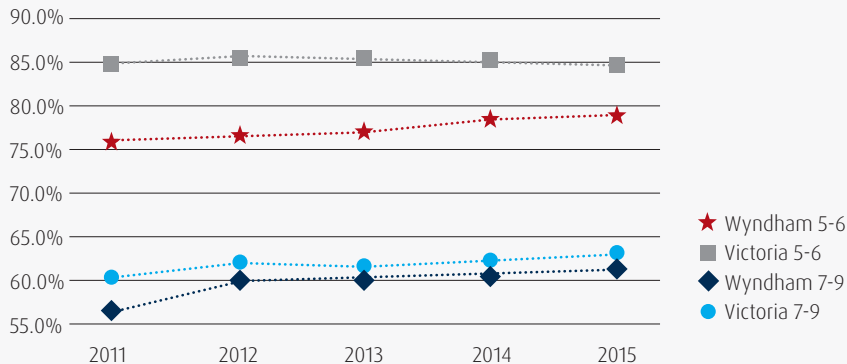
³ Australian Bureau of Statistics. (2011). Census of Population and Housing

YOUTH HEALTH & WELLBEING



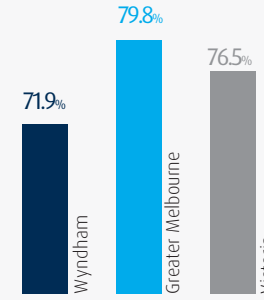
Literacy NAPLAN Results Year 7 and 9 Students, 2015⁵

Compared to students across Victoria, there was a larger proportion of Wyndham year 7 and 9 students who were not reaching the national benchmarks for literacy and numeracy in 2015. Students in year 7 were more likely to be performing at a similar level to other Victorian students, while larger proportions of Wyndham year 9 students were not reaching national benchmarks. The largest achievement gap concerned year 9 literacy, where 9.3% of Wyndham students did not meet benchmarks, compared to 6.5% of students Victoria wide.



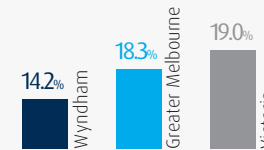
Feeling of Connectedness to School, 2011-2015⁶

Feelings of connectedness to school were determined by surveying students in year 5 to 9. Results illustrate that Wyndham and Victorian Year 7-9 students are less likely to feel connected to their school than Year 5-6 students. In 2015, a larger proportion of year 5-6 Wyndham students felt connected to their school (78.5%) compared to Year 7-9 Wyndham students (61.3%). From 2011 to 2015, feelings of connectedness to school increased for Wyndham Year 7-9 students from 56.4% to 61.3%.



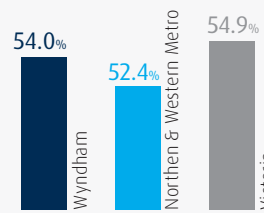
Year 12 or Equivalent Qualification (20-25 years), 2016⁷

There is a smaller proportion of 20 to 25 year olds in Wyndham who have obtained a year 12 or equivalent qualification. In 2016, 72% of Wyndham young adults had completed year 12, compared to 77% Victoria wide, and 80% in Greater Melbourne.



Volunteers, 2016⁸

Young people in Wyndham were less likely to volunteer for an organisation or group, than those from Greater Melbourne, and Victoria wide. In 2016, 14.2% of 15-24 year olds from Wyndham were volunteers, compared to 18.3% in Greater Melbourne, and 19.0% Victoria wide.



Employment, 15-24 years, 2011⁹

Youth employment rates are similar in Wyndham, the North and West Metro area and Victoria. In 2011, 54.0% of 15 to 24 year olds from Wyndham were employed, compared to 52.4% in North and West Metro area and 54.9% across Victoria.

⁵ Victorian Curriculum and Assessment Authority. (2015). National Assessment Program Literacy and Numeracy (NAPLAN)

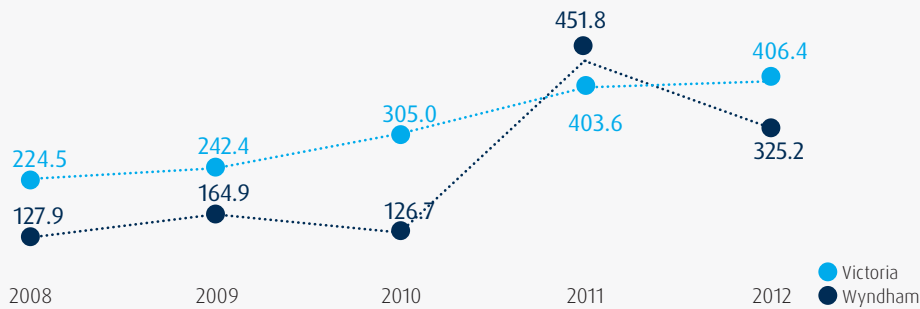
⁶ Department of Education and Early Childhood Development. (2011 to 2015). Student Attitudes to School Survey. Retrieved from the Victorian Child Monitoring System

⁷ Australian Bureau of Statistics. (2016). Census of Population and Housing

⁸ Ibid

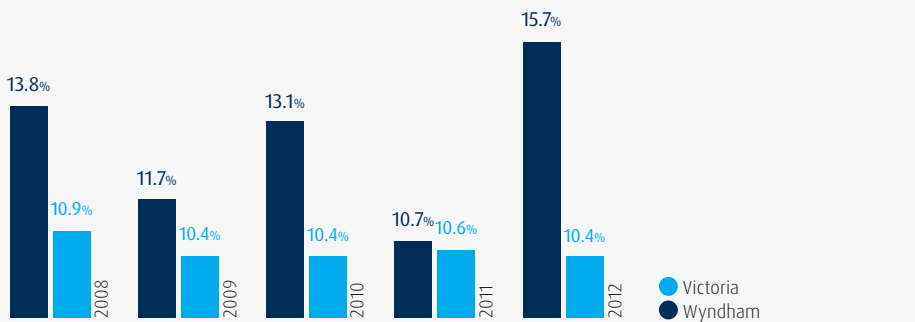
⁹ Australian Bureau of Statistics. (2011). Census of Population and Housing. Retrieved from Community Indicators Victoria

YOUTH HEALTH & WELLBEING



Rate of Sexually Transmitted Infections per 100,000 people Aged 12 to 17 years, 2008 to 2012¹⁰

Sexually Transmitted Infections (STIs) amongst young people aged 12-17 years have dramatically increased between 2011 and 2015 in both Wyndham and Victoria. The rate of STIs amongst Wyndham’s youth peaked dramatically between 2010 and 2011 from 127.9 per 100,000 people to 451.8. The rate then fell by more than 100 incidents between 2011 and 2012. The rate of STIs amongst Victorian teenagers grew steadily between 2008 and 2012.



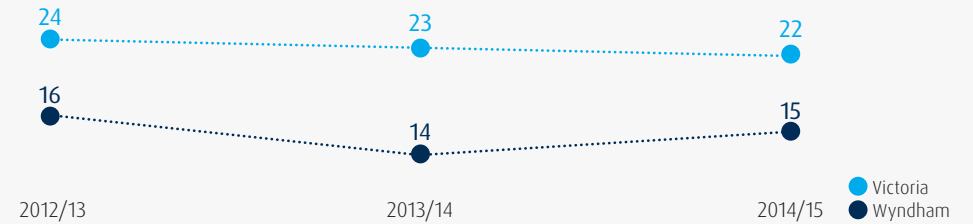
Fertility Rate per 1,000 Women Aged 15 to 19, 2008 to 2012¹¹

From 2008 to 2012, fertility rates of young women in Wyndham was higher than for Victoria. In 2012, the rate for Wyndham peaked at 15.7%, compared to 10.4% for Victoria.

Between 2008 and 2012 there was an average of 13 live births each year per 1,000 Victorian women aged 15 to 19. The fertility rate in Wyndham varied between 11 and 16 births (per 1,000 population) annually.

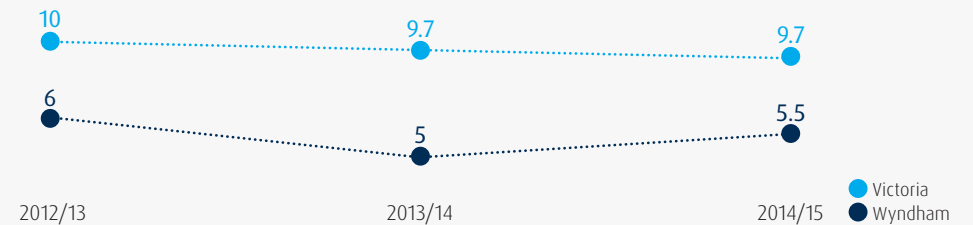
¹⁰ Department of Health - Notifiable infectious Diseases Surveillance System. (2008 to 2012). Sexually Transmissible Infections. Retrieved from the Victorian Child Monitoring System

¹¹ Department of Health - Victorian Perinatal Data Collection. (2008 to 2012). Teenage Fertility Rate. Retrieved from the Victorian Child Monitoring System



Offenders - Young People Aged 0-17 Years per 1,000 Population, 2012/13 to 2014/15¹²

Wyndham had a lower rate of juvenile offenders (0-17 year olds) per 1000 young people, than Victoria from 2012/13 to 2014/15. The juvenile offender rates across Wyndham and Victoria remained relatively stable over the years. In 2014/15 there were 14.9 young people (per 1,000) offending.



Victims of Crime - Young People Aged 0-17 Years per 1,000 Population, 2012/13 to 2014/15^{13,14}

A victim of crime is someone who has suffered physical, psychological or emotional injury, or financial loss because of a crime. It may also include a person who has witnessed a crime or a family member of a person who was injured or killed. The victim of crime rate amongst young people in Wyndham is significantly lower compared to Victoria. Wyndham recorded between 5 and 6 victims per 1,000 people from 2012 to 2015. The Victorian rate was almost double, between 9.5 and 10 over the same time period.

¹² Crime Statistics Agency. (2012 to 2015). Recorded Offences - Age. Retrieved from Victorian Child and Adolescent Monitoring System

¹³ Crime Statistics Agency. (2012 to 2015). Victim Reports - Age. Retrieved from Victorian Child and Adolescent Monitoring System

¹⁴ Victorian Legal Aid. (2017). Victims of Crime