

HEALTH AND WELLBEING PROFILES


GENDER

Gender refers to the socially constructed characteristics of women and men. Gender is relational; gender roles and characteristics do not exist in isolation, but are defined in relation to one another and through the relationships between women and men, boys and girls. Gender norms, roles and relations can influence health outcomes and affect the mental, physical and social health and wellbeing of individuals. Disaggregating data by gender can identify sex and gender-based differences in health risks and opportunities to design appropriate health interventions¹.

This profile addresses the health, employment, education and income data of residents within Wyndham City, and compares it along gender lines and, where relevant, with parallel data from Greater Melbourne and/or Victoria.

The information available shows Wyndham females enjoy better levels of physical health than men, and educational attainment among female adults in Wyndham is higher, but they have lower levels of employment and income than their male counterparts.

All data refers to adults aged 18+ years unless otherwise stated.



More than **half of males** and **30% of females** from Wyndham drink enough alcohol per week to put them at short-term risk of alcohol-related harm.



Females who live in Wyndham have a **higher lifetime prevalence of depression and anxiety** compared to Wyndham males.



The **majority of males** in Wyndham were **employed in manual labour industries**, including manufacturing, construction and transport, postal and warehousing. **Females were more likely to be employed in service industries** such as health care and social assistance.

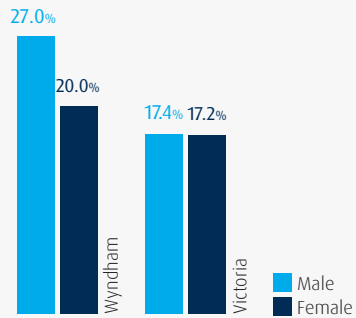


Across Wyndham, a **larger proportion of females had completed Year 12 compared to males** (62% and 59% respectively). Compared to Greater Melbourne, there were **marginally fewer Wyndham adults, both male and female, who had achieved a Year 12 qualification.**



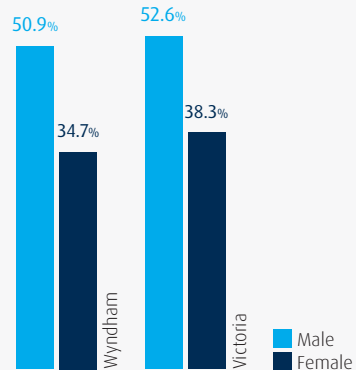
Wyndham males have higher levels of personal income than Wyndham females, which is likely to be a result of a range of social and economic factors including levels of employment, industry of employment and profession.

GENDER



Prevalence of Obesity, 2011-12²

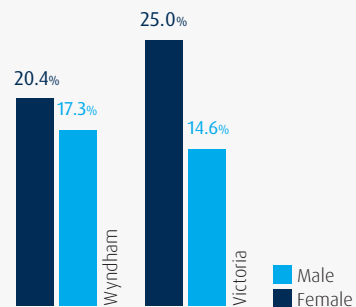
Obesity is a condition where a person has accumulated excess body fat which may have a negative impact on their health. Wyndham adults had higher rates of obesity compared to Victoria, across both male and female genders. In 2011-12, 27.0% of males were obese, compared with 17.4% in Victoria. The prevalence of obesity in females was the same in Wyndham and Victoria.



Short-Term Risk of Alcohol-Related Harm, 2011/12³

The proportion of adults engaging in risky levels of alcohol consumption was slightly higher in Victoria than Wyndham.

- In 2011-12, 50.9% of Wyndham males were drinking enough alcohol per week to put them at short-term risk of alcohol-related harm, compared to 52.6% of Victorian males.
- 34.7% of females in Wyndham were at risk of alcohol related harm, compared to 38.3% of females across Victoria.



Lifetime Prevalence of Depression and Anxiety, 2011-12^{4,5}

Depression has high lifetime prevalence, and is third highest burden of all diseases in Australia and globally⁵. Depression and anxiety was more prevalent in females than males in 2011-12.

- 25.0% of Victorian females experienced depression and anxiety, compared to 20.4% of Wyndham females.
- There was a slightly larger proportion of Wyndham males (17.3%) who experienced depression and anxiety, compared to males across Victoria (14.6%).



	Wyndham		Victoria	
	Pap Smear	Mammogram	Pap Smear	Mammogram
2011-12	70.3%	72.4%	70.6%	70.1%
2014	68.9%	66.9%	72.1%	73.0%

Health Checks Attended, 2011-12 and 2014⁶

A pap smear is a method of cervical screening used to detect potentially pre-cancerous and cancerous processes in the cervix. Mammograms can be used to check for breast cancer in women who have no signs or symptoms of the disease. In 2014, proportionally fewer Wyndham women had a pap smear and/or mammogram in the last two years compared to Victorian women; this proportion has decreased since 2011-12.

¹ Who Health Organisation. (2015). Gender. [Fact Sheet No. 403]

² Department of Health and Human Services. (2011-12). Victorian Population Health Survey 2011-12: Survey Findings

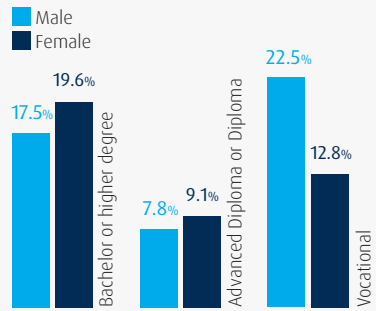
³ Department of Health and Human Services. (2011-12). Victorian Population Health Survey 2011-12: Survey Findings

⁴ Ibid

⁵ Australian Institute of Health and Welfare. (2011). Young Australians: Their Health and Wellbeing

⁶ Department of Health. (2011-12 and 2014). Victorian Population Health Survey

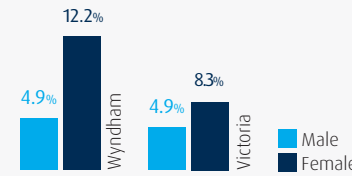
GENDER



Highest Qualification Achieved, 2011⁷

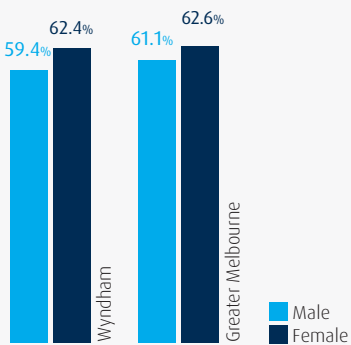
In 2011, 19.6% of females over 15 years in Wyndham had attained a Bachelor degree or higher, compared to 17.5% of males.

A larger proportion of males had attained a vocational qualification, and similar rates of males and females had an advanced diploma or diploma.



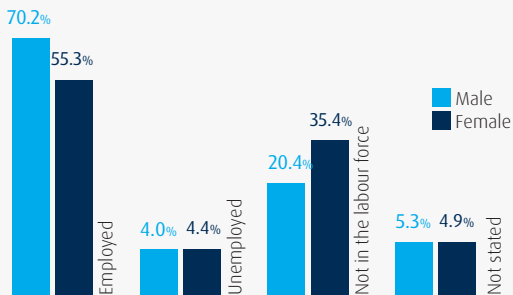
Youth Disengagement (18-25 years)⁹

The proportion of Wyndham female youths not studying, not in employment or not looking for work (12.2%) (i.e. not in the labour force) is more than double compared with Wyndham males (4.9%) and larger than the Victorian female proportion (8.3%). The large gender gap may in part be due to young mothers neither studying nor employed.



Year 12 Completion (19 years+), 2016⁸

Similar proportions of females in Wyndham and across Greater Melbourne had completed year 12 or equivalent. A slightly larger proportion of males across Greater Melbourne (61%) had completed year 12, compared to Wyndham males (59%).



Employment Status, 2011⁸

In 2011, more males were employed (70.2%) compared to females (55.3%). The proportion of females not in the labour force was significantly higher than the proportion of males (35.4% and 20.4% respectively). A proportion of those females would be stay at home parents.



⁷ Australian Bureau of Statistics. (2011). Census of Population and Housing. Analysed by Wyndham Council

⁸ Australian Bureau of Statistics. (2016). Census of Population and Housing. Analysed by Wyndham Council

⁹ Australian Bureau of Statistics. (2011). Census of Population and Housing. Analysed by Wyndham Council

GENDER



Males		Females	
Industry	%	Industry	%
Manufacturing	16.1%	Health Care and Social Assistance	17.2%
Construction	13.1%	Retail Trade	13.6%
Transport, Postal and Warehousing	12.2%	Education and Training	9.4%
Retail Trade	8.2%	Accommodation and Food Services	6.8%

Industry of Employment, 2011¹⁰

16.1% of males were employed in the manufacturing industry, making it the most common industry of employment in 2011. The most common industry of employment among Wyndham women was the healthcare and social assistance industry. 8.2% of men were employed in the retail trade compared to 13.6% of females.

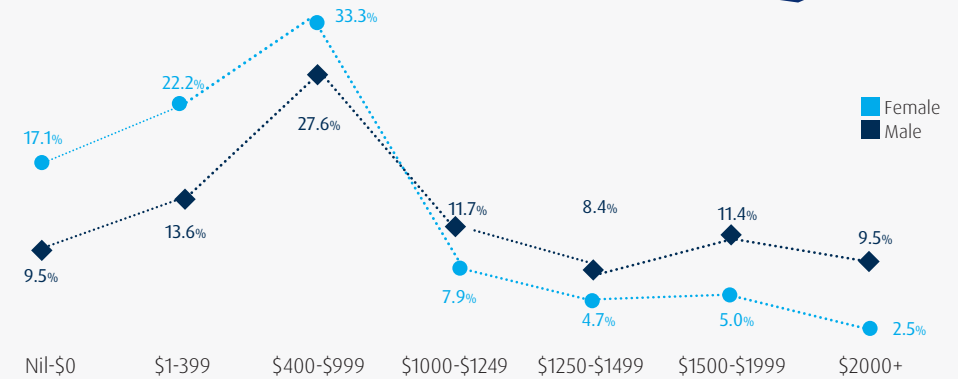
Males		Females	
Occupation	%	Occupation	%
Technicians and Trades Workers	22.5%	Clerical and Administrative Workers	27.8%
Machinery Operators and Drivers	15.6%	Professionals	19.9%
Professionals	15.2%	Community and Personal Service Workers	14.7%
Managers	12.6%	Sales Workers	13.7%
Labourers	11.3%	Managers	7.7%

Occupation of Employed Persons, 2011¹⁰

Of those Wyndham residents employed in 2011:

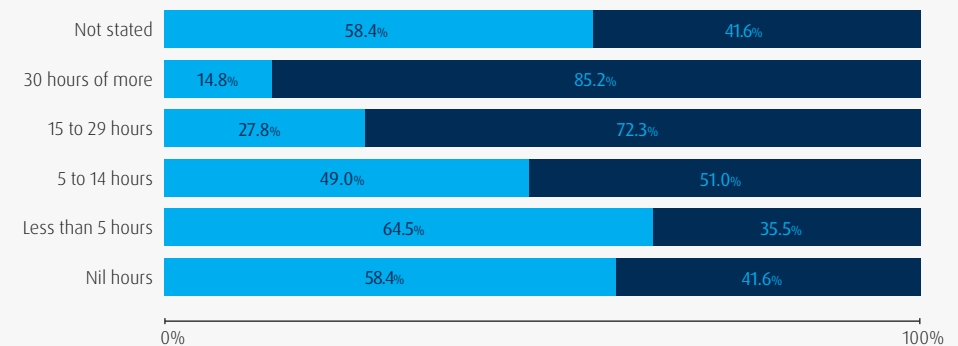
- A larger proportion of employed females work as a professional compared to males (19.9% and 15.2% respectively)
- A larger proportion of employed Wyndham males are managers compared with females (12.6% and 7.7% respectively)

Wyndham males are employed in occupations of manual labour, while females are predominantly employed in service-based occupations.



Personal Income (15+ years), 2016^{11,12}

Personal income includes income individuals receive from a number of sources, including salaries and wages, bonuses from employment, or self-employment, and income from investments, distributions and profit sharing from businesses. The weekly income of males and females in Wyndham varied significantly. In 2016, almost three quarters of females (72%) earned less than \$1,000 per week, compared to 51% of males. 9.5% of males earned \$2,000 or more each week, compared to less than 2.5% of females. Proportionally more females (17.1%) earned nil income compared to males (9.5%).



Unpaid Domestic Work, 2016¹³

The proportion of males and females contributing time to unpaid domestic work is imbalanced in Wyndham and across Australia. The majority of Wyndham residents performing 30 or more hours of unpaid domestic work per week were female (85.2%). More males than females were contributing less than 5 hours per week to unpaid domestic work (64.5% and 35.5% respectively).

¹⁰ Australian Bureau of Statistics. (2011). Census of Population and Housing. Analysed and compiled by .id Consulting

¹¹ Ibid

¹² Australian Bureau of Statistics. (2016). Census of Population and Housing. Analysed by Wyndham Council

¹³ Ibid