

# EARLY YEARS & CHILDREN

Good physical and emotional health in early childhood lays the foundations for positive health behaviours, wellbeing and learning throughout adolescence to adulthood. This profile compares Wyndham to Victoria and Australia on early childhood health, including breastfeeding, Maternal and Child Health (MCH) checks, bullying, and education<sup>1</sup>. For the purpose of this profile, the term 'Early Years and Children' means the years from birth to age 11.



By 2036, more than 38,000 children aged 0-11 years are forecast to be living in Wyndham; increasing the population from 43,204 children in 2016 to 81,919 by 2036, an **increase of 90%**.



Less than half of all three month old children in Wyndham were breastfed in 2014/15, this was almost **10% less than children breastfed in Victoria**.



In 2015, there was a larger proportion of Year 5 and 6 students from **Wyndham (20%)** who had been **bullied**, compared to **Victoria (15%)**. There were more Year 7 to 9 students in **Victoria (18%)** bullied compared to **Wyndham students (17%)**.



The proportion of Wyndham children attending their 3.5 year Maternal and Child Health check **increased from 43% to 57%** between 2011 and 2015. Despite this, 9% fewer Wyndham children compared to children Victoria wide, attended the health check in 2014/15.



Overall, Wyndham has an average of **91% of immunisations** across the 12-63 month age group, similar to the Victorian average.



Compared to students across Victoria, a **larger proportion of Wyndham year 3 and 5 students** were **not** reaching the national benchmarks for **literacy and numeracy** in 2015.

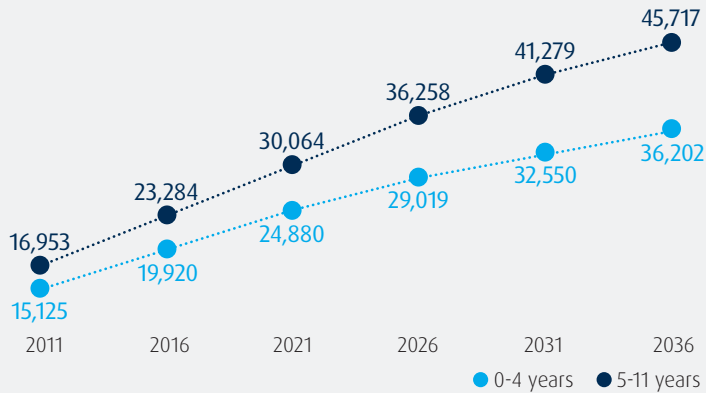


Overall, there are **higher proportions of developmentally vulnerable children** in Wyndham compared to Victoria and Australia, across all five developmental domains.



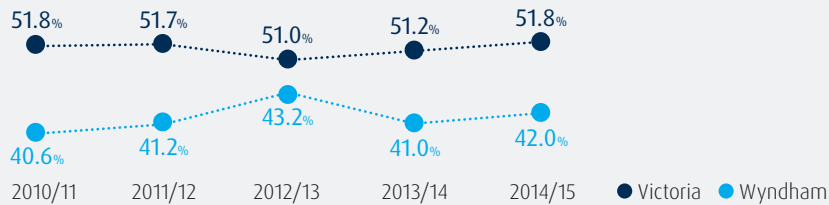
Between 2011 and 2015, an average of **5%** of children in Wyndham experienced emotional or behavioural difficulties, similar to the Victorian average (**4%**).

# EARLY YEARS & CHILDREN



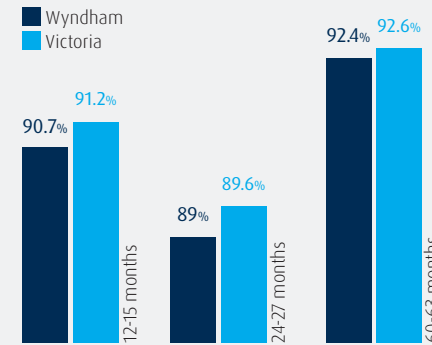
## Population, 2011 to 2036<sup>2</sup>

Wyndham is experiencing a sustained period of rapid growth. Between 2011 and 2016, the number of 0-4 year olds increased by almost 5,000 people (32%), and the number of 5-11 year olds increased by over 6,300 people (37%). Over the next twenty years the population of 0-11 year olds is forecast to increase by 89% or 38,715 babies and children.



## Breastfeeding at 3 Months of Age, 2010/11 to 2014/15<sup>3</sup>

In Wyndham compared to Victoria wide, a smaller proportion of babies are breastfed at 3 months of age. Between 2010 and 2015, less than half of Wyndham mothers were continuing to breastfeed beyond three months. Over the five year period from 2010/11 to 2014/15, on average 41.6% of three month old babies were breastfed in Wyndham compared with 51.5% Victoria wide.



## Immunisations, 2010-2015<sup>4</sup>

Over ninety percent of children aged 60-63 months in Wyndham have their immunisations up to date, the same as Victoria. Children aged 24 to 27 months were the least likely to be fully immunised, compared to the 12-15 month and 60-63 month age groups. Overall, 90.7% of Wyndham children aged 12 to 63 months of age are immunised.



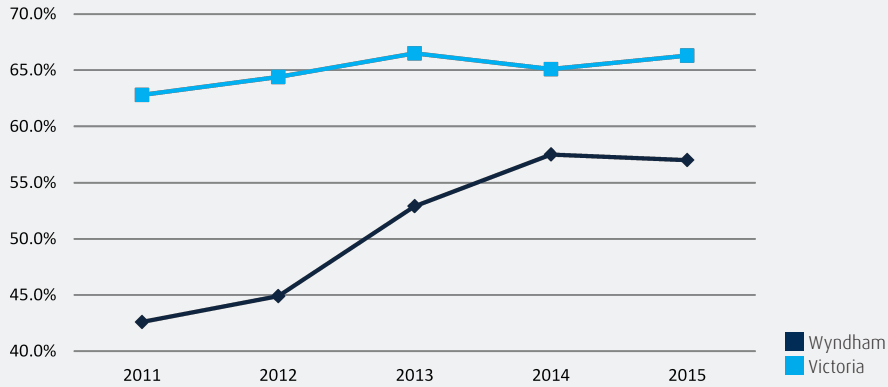
<sup>1</sup> Department of Education and Early Childhood Development. (2010). Making the most of childhood: The importance of early years

<sup>2</sup> ID Forecasting. Wyndham Population Forecast 2016 to 2036

<sup>3</sup> Department of Education and Training - Maternal and Child Health. (2010 to 2015). Breastfeeding. Retrieved from the Victorian Child and Adolescent Monitoring System.

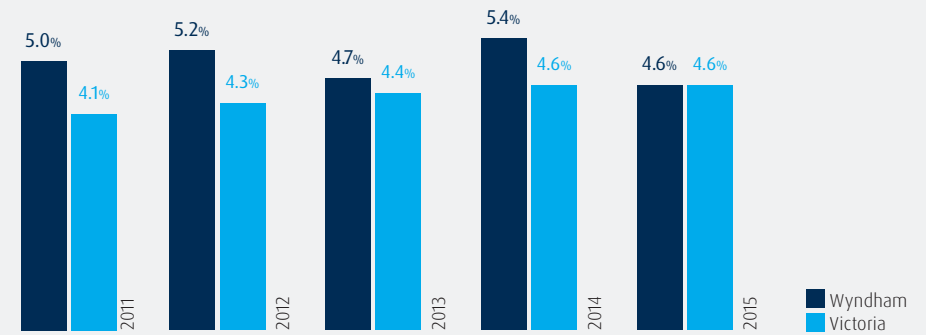
<sup>4</sup> Department of Health - Australian Childhood Immunisation Registry (ACIR). (2010 to 2015). Immunisations. Retrieved from the Victorian Child and Adolescent Monitoring System.

# EARLY YEARS & CHILDREN



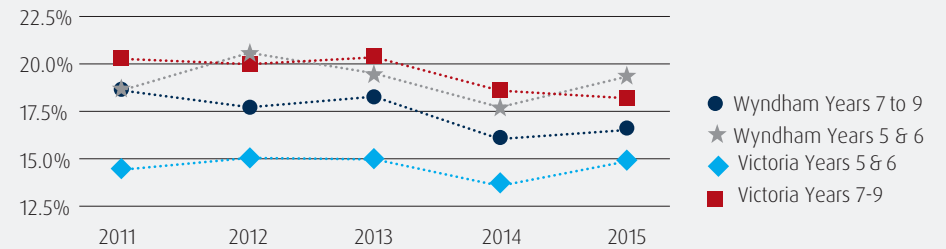
## Maternal and Child Health Check 3.5 Years, 2011 to 2015<sup>5</sup>

Wyndham’s Maternal Child and Health (MCH) checks for 3.5 year olds have increased significantly from 2011 to 2015. In 2011 and 2012, less than half of all 3.5 year olds in Wyndham attended their MCH visit, compared to over 60% of children Victoria wide. Wyndham MCH visits have increased considerably from 42.6% of 3.5 year olds attending in 2011, to 57.0% in 2015. Despite this, still a smaller proportion of Wyndham children attended their health check in 2015, compared to children Victoria wide.



## Emotional or Behavioural Difficulties at Primary School Entry, 2011 to 2015<sup>6</sup>

Between 2011 and 2014, there were slightly larger proportions of children with emotional or behavioural difficulties in Wyndham compared to Victoria wide. In 2015, the gap between Wyndham and Victoria closed, and in each location 4.6% of children had an emotional or behavioural difficulty.



## Bullying, 2011 to 2015<sup>7</sup>

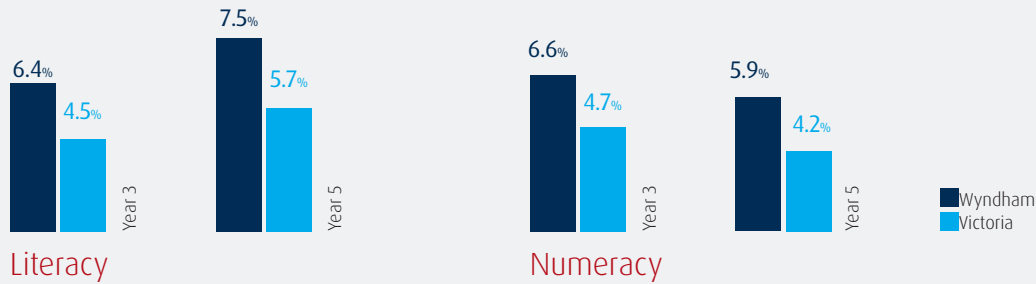
In 2015, 19.5% of Year 5 and 6 students in Wyndham had experienced bullying compared with 15.0% in Victoria. In Wyndham, a larger proportion of Year 5 and 6 students had been bullied compared to Year 7 to 9 students. In contrast, Victorian Year 7 to 9 students experienced proportionally higher levels of bullying compared to the Year 5 and 6 students.

<sup>5</sup> Department of Education and Training - Maternal and Child Health. (2011 to 2015). MCH checks. Retrieved from the Victorian Child and Adolescent Monitoring System

<sup>6</sup> Department of Education and Training - School Entrant Health Questionnaire (SEQH). (2011 to 2015). Behavioural difficulties. Retrieved from the Victorian Child Monitoring System

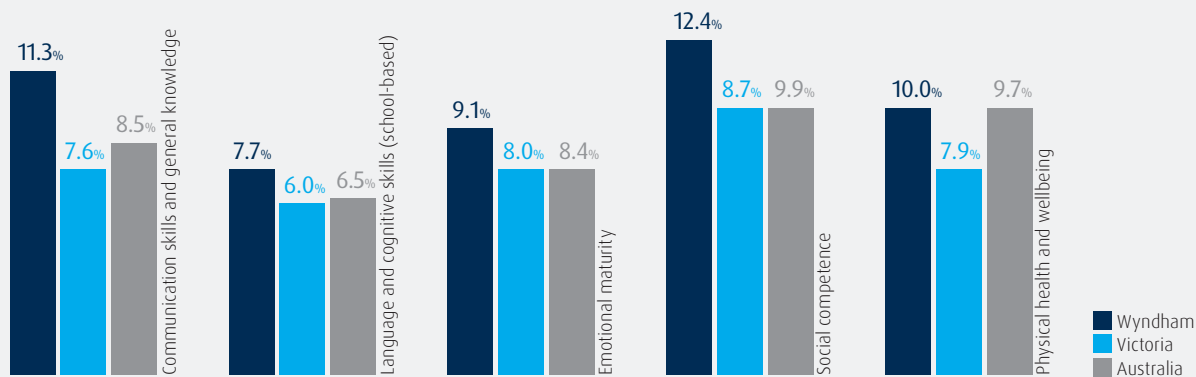
<sup>7</sup> Department of Education and Early Childhood Development. (2011 to 2015). Student Attitudes to School Survey. Retrieved from the Victorian Child Monitoring System

# EARLY YEARS & CHILDREN



## NAPLAN Results Year 3 and 5 Students, 2015<sup>8</sup>

Compared to students across Victoria, there was a larger proportion of Wyndham year 3 and 5 students who were not reaching the national benchmarks for literacy and numeracy in 2015. The largest achievement gap concerned year 5 literacy, where 7.5% of Wyndham students did not meet benchmarks, compared to 5.7% of students Victoria wide.



## Australian Early Development Index (AEDI) – Ages 0-5, 2015<sup>9</sup>

The Australian Early Development Census (AEDC) is a full-population census of children’s health and development in their first year of full-time school. Overall, there are higher proportions of developmentally vulnerable children in Wyndham compared to Victoria and Australia, across all five domains. In 2015, 12.4% of children were developmentally vulnerable on the social competence domain, and 11.3% developmentally vulnerable on communication skills and general knowledge.

<sup>8</sup> Victorian Curriculum and Assessment Authority. (2015). National Assessment Program Literacy and Numeracy (NAPLAN)

<sup>9</sup> Australian Early Development Census. (2015). Percentage developmentally vulnerable in 2015

