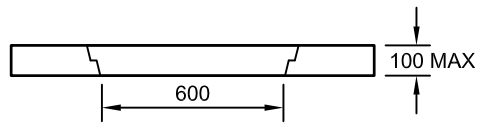
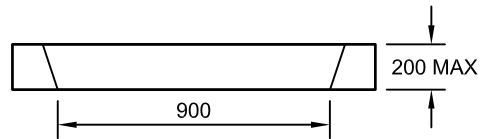


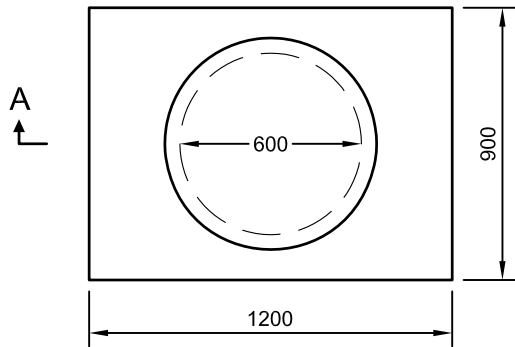
M:\Engineering Services\IARD - CAD - 3D\RESOURCE References\WCC Standard Drawings\SD5-16.dwg (17 Dec, 2013)



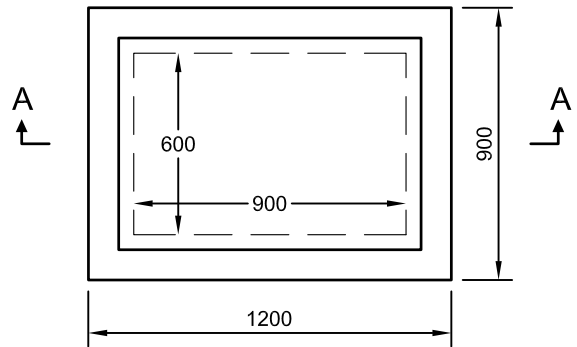
SECTION A-A



SECTION A-A



CLASS B
JUNCTION PIT COVER PLAN



CLASS D
JUNCTION PIT COVER PLAN

NOTES:

1. CLASS D HEAVY DUTY JUNCTION PIT COVER TO BE USED WHERE;
 - JUNCTION PITS ARE LOCATED WITHIN THE ROAD PAVEMENT
 - JUNCTION PITS ARE LOCATED WITHIN 1m OF INDUSTRIAL VEHICLE CROSSING S
 - AS SPECIDIED OR DIRECTED BY A WYNDHAM CITY COUNCIL OFFICER
 - JUNCTION PIT COVER IS POSSIBLY SUBJECTED TO HEAVY TRAFFIC
2. LIFTING KEYHOLES AND LUGS TO BE PROVIDED IN ACCORDANCE WITH AS3996 - 2006.
3. ALL JUNCTION PIT COVERS, INSERTS, FRAMES, LIFTING KEYHOLES AND LUGS SHALL COMPLY WITH AS3996-2006.
4. JUNCTION PIT COVERS TO BE A WYNDHAM CITY COUNCIL APPROVED TYPE AND MODEL. REFER TO NOTES 9 & 10 OF SD1-1.

Rev	Amendments	Approved	Date
B	Edited (notes 01, 02, 03, 04,05,06), Edited (Title)		22-04-07
	Minor Drafting Changes.		22-04-07



JUNCTION PIT COVERS
(INSERT & FRAME)

Engineering Services Approval No.: ES001

Date: 21/05/09

Cad File : SD5-16.DWG

Drawn Date : 02/02/09

Revision : B

Drawing No.

SD5-16

GENERAL NOTES: -DRAWINGS ARE NOT TO SCALE.
 -ALL MEASUREMENTS ARE IN MILLIMETERS UNLESS OTHERWISE STATED.
 -FOR UP TO DATE DRAWINGS PLEASE CHECK WYNDHAM CITY COUNCIL WEB SITE.
 -ALL STANDARD DRAWINGS TO BE USED IN CONJUNCTION WITH SD1-1 (STANDARD DRAWINGS CONDITIONS OF USE).