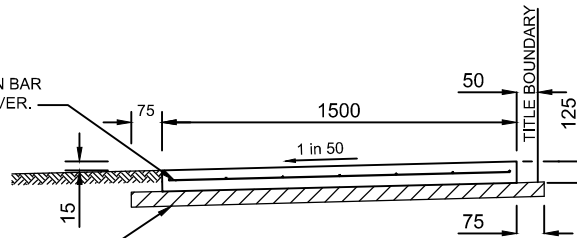


Drawing name: M:\Engineering Services\ARD - CAD - 3D\RESOURCE References\WCC Standard Drawings\SD2-1 Rev D.dwg (01 May, 2013)

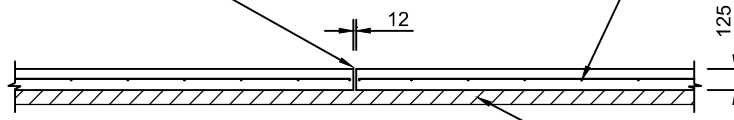
SL72 MESH PLACED ON BAR CHAIRS 50mm TOP COVER.



50mm COMPACTED DEPTH OF CLASS 3, 20mm NOM. SIZE FINE CRUSHED ROCK.

**SECTION A - A**

EXPANSION JOINTS TO BE CONSTRUCTED AT 12m MAX. CTRS. AND AT BOTH SIDES OF VEHICLE CROSSING. REFER TO SD2-4 FOR DETAIL.

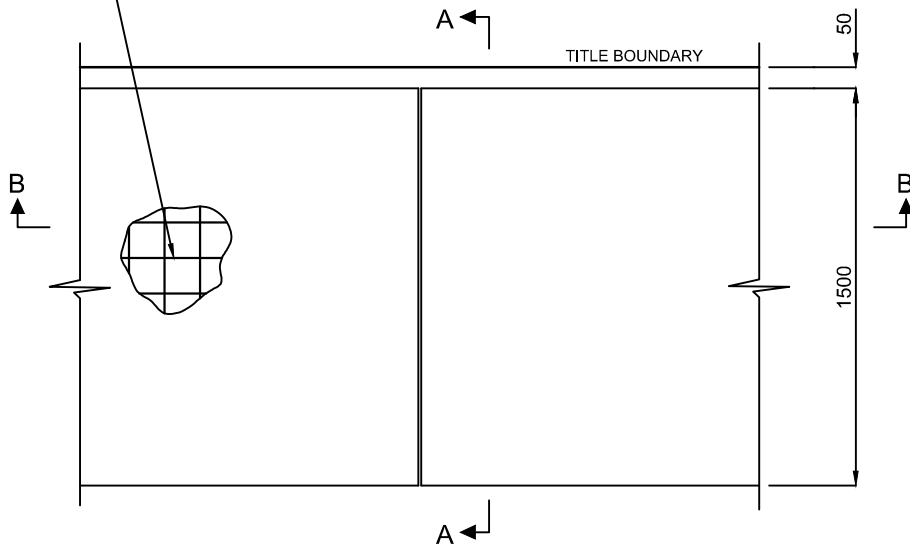


SL72 MESH PLACED ON BAR CHAIRS (50mm TOP COVER).

50mm COMPACTED DEPTH OF CLASS 3, 20mm NOM. SIZE FINE CRUSHED ROCK

**SECTION B - B**

SL72 MESH PLACED ON BAR CHAIRS 50mm TOP COVER



**PLAN**

**NOTES :**

1. CONCRETE SURFACE TO HAVE LIGHT BROOM FINISH WITH EDGES AND JOINTS NEATLY TOOLED AFTER THE BROOM IS APPLIED.
2. CONTROL JOINT SPACING TO BE AT PATH WIDTH AND 30mm DEPTH. REFER TO SD2-4 FOR DETAIL.
3. N12mm Ø DEFORMED BARS AT 300mm CENTRES TO BE USED WHEN REINSTATING OR CONSTRUCTING TO EXISTING FOOTPATH OR AS DIRECTED BY COUNCIL OFFICER.
4. CONCRETE STRENGTH OF 25MPa AT 28 DAYS.
5. WHERE PERMISSION IS GRANTED TO USE COLOURED CONCRETE STRENGTH TO BE 32MPa.

Rev	Amendments	Approved	Date
B	Edited Notes 01, 02 & 03. Minor drafting modifications.		19-06-07
C	Added Note 5.		01-09-09
D	Edited grading & mesh.		05-04-13



<b>FOOTPATH (AGAINST TITLE BOUNDARY)</b>	
Engineering Services Approval No.: ES002	Date: 01/09/09

Cad File : SD2-1.DWG
Drawn Date : 05/04/13
Revision : D
Drawing No. <b>SD2-1</b>

GENERAL NOTES: -DRAWINGS ARE NOT TO SCALE.  
 -ALL MEASUREMENTS ARE IN MILLIMETERS UNLESS OTHERWISE STATED.  
 -FOR UP TO DATE DRAWINGS PLEASE CHECK WYNDHAM CITY COUNCIL WEB SITE.  
 -ALL STANDARD DRAWINGS TO BE USED IN CONJUNCTION WITH SD1-1 (STANDARD DRAWINGS CONDITIONS OF USE).