


Werribee & Hoppers Crossing

People



91,573

called Werribee & Hoppers Crossing home in 2021



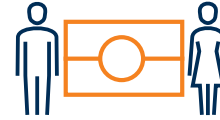
90,851

people are estimated to call Werribee & Hoppers Crossing home by 2040



6.0%

of people living with disability



814

First Nations people call Werribee & Hoppers Crossing home

18%

0 to 11 years

16%

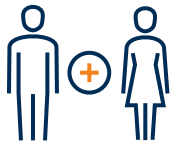
12 to 24 years

48%

25 to 59 years

17%

60+ years



7,199

residents added since 2016



40.9%

of the population was born overseas



42%

of the population's primary language is non-English, primarily Punjabi, Urdu, Arabic, Hindi and Filipino/Tagalog



41%

of those born overseas arrived in the last 5 years



21%

families with children



20%

families without children



4%

single parent families



20%

are lone person households

Places & Spaces



31,591

households in Werribee & Hoppers Crossing



64%

of residents either fully own or are purchasing their home



Dwellings with **3 bedrooms** were the most common in Werribee & Hoppers Crossing



27%

are renting privately



\$626,500

Median house price. Housing is **42%** more affordable than in Greater Melbourne



89%

of people who own a car