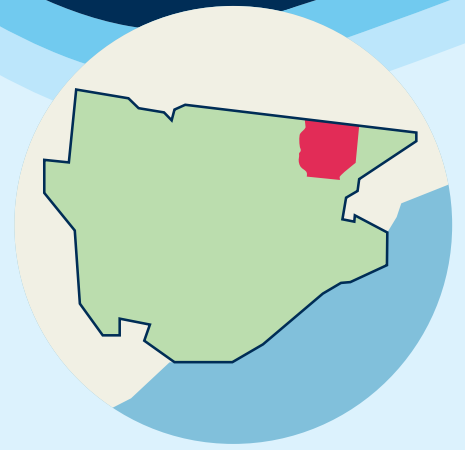






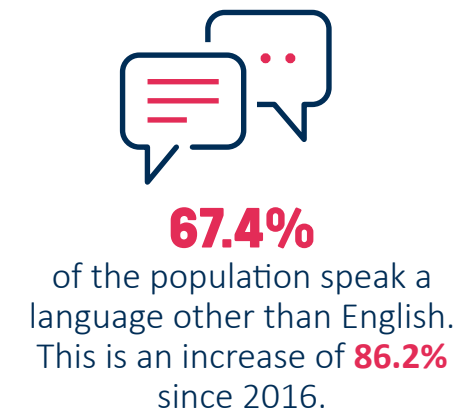


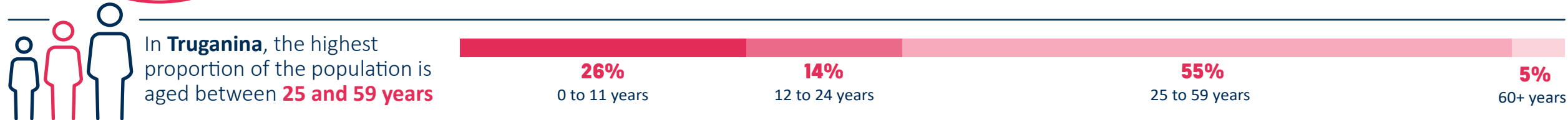
Truganina

People & Community




Truganina

Truganina is the fastest growing suburb in Wyndham according to its population changes between 2016 and 2021. Truganina is bounded by Boundary Road in the north, the suburb of Laverton North in the east, the Federation Trail bicycle path and Sayers Road in the south, and Skeleton Creek in the west.



- The Top Five languages spoken in **Truganina** other than English include:
- 1 Punjabi**
 - 2 Urdu**
 - 3 Hindi**
 - 4 Gujarati**
 - 5 Telugu**

- The Top Five religions identified in **Truganina** include:
- 1 Hinduism**
 - 2 Islam**
 - 3 Western (Roman) Catholic**
 - 4 Sikhism**
 - 5 Christian**



* Information provided is based on Australian Bureau of Statistics 2021 Census (ABS) data conducted on 10 August 2021.

Places & Spaces



9,977


households in **Truganina**.
This is an increase of **69%**
since 2016.



\$680,000

Median house price in
Truganina as of
September 2022

Housing is **32%** more
affordable in **Truganina** than
in Greater Melbourne



Dwellings with **4**
bedrooms were the most
common for **Truganina**



8%

of residents fully own
their home

54%

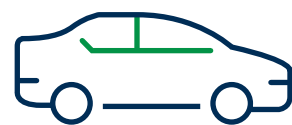
of residents have a mortgage
over their home

29%

are renting privately

4.7%

of dwellings were
unoccupied in 2021



91%

of people own a car

Earning & Learning



\$2,126

Is the median weekly
household income in
Truganina



\$2,000

Is the median monthly
mortgage repayment for
households in **Truganina**



\$390

Is the median weekly rental
payment in **Truganina**



16,742

people participate
in the labour force



39.4%

of people aged 15 years
and over hold a formal
qualification (bachelor or
higher degree, advanced
diploma or diploma,
vocational qualifications)



4.6%

of people aged 15 years and
over attend university

3.2%

of people aged 15 years
and over attend a TAFE or
vocational institution

7.6%

of young people aged 15-24
years old are disengaged
with employment and /or
education



10.3%

of people aged 15 years
and over hold a vocational
qualification



2.9%

of the **Truganina** population
were unemployed as of
June 2022



The Top Two modes of
transport to work include:

- 1 Car - as driver**
- 2 Worked at home**

The working population of
Truganina most commonly
work for the following
industries:

- 1 Transport, Postal and Warehousing**
- 2 Health Care and Social Assistance**
- 3 Retail Trade**
- 4 Professional, Scientific and Technical Services**
- 5 Construction**